



Daylilies *of the Southwest*

Newsletter of the American Daylily Society Region 6
TEXAS AND NEW MEXICO

Volume 24, Issue 2

Summer, 2024

AMERICAN DAYLILY SOCIETY

<https://daylilies.org/>



PRESIDENT

Rhonda Veroveen
6674 Windsor Ridge Lane
Windsor, WI 53598
(608) 345-0395
president@daylilies.org

VICE PRESIDENT

Rich Crider
18910 Geeting Road
Keedysville, MD 21756
(304) 596-4910
vicepresident@daylilies.org

CHIEF FINANCIAL OFFICER

Dwayne Booth
6117 150th Place Southwest
Edmonds, WA 98026
(425) 971-5607
cfo@daylilies.org

Administrative Staff

MEMBERSHIP MANAGER

Mary Gunter
PO Box 65
St. Matthews, SC 26135
(845) 372-5666
membership@daylilies.org

EDITOR, THE DAYLILY JOURNAL

Adele Turet
373 Mucciarone Rd.
Franklin, MA 02038
(781) 249-0222
journal@daylilies.org

The American Daylily Society, Inc., is a non-profit organization. Said corporation is organized exclusively for educational and scientific purposes, and especially to promote, encourage, and foster the development and improvement of the genus *Hemerocallis* and public interest therein. The purpose is expressly limited so that ADS qualifies as an exempt organization under Section 501 (c)(3) of the Internal Revenue Code of 1954 or the corresponding provision of any future U. S. Internal Revenue Law.

ADS Region 6—Texas and New Mexico Officers, Committee Chairs & Liaisons

<http://www.ahsregion6.com>

Regional Director

Mike Peppers
750 Riverside Dr.
Bastrop, TX 78602
(512) 774-8366
mike.peppers@outlook.com

Regional President

David Freshour
53 Lavender Ct.
Lake Jackson, TX 77566
(979) 285-9664
freshde@aol.com

Regional Publicity Director

Tim Closs
1371 Carlo Dr.
Princeton, TX 75407
(214) 805-0491
b-cfarm@att.net

Co-Regional Publicity Director

Brant Mauthe
3202 Potomac Dr.
Garland, TX 75042
(469) 585-1509
brantm01@gmail.com

Regional Secretary/Treasurer

Mike Peppers
750 Riverside Dr.
Bastrop, TX 78602
(512) 774-8366
mike.peppers@outlook.com

Awards & Honors Chair

Jeff Breitenstein
12229 Tanglewild Dr.
Austin, TX 78758
(206) 713-9405
jeff.breitenstein@gmail.com

Newsletter Editor

Peggy Cathey
1115 HCR 1414
Covington, TX 76636-4587
(817) 666-9002
adsregion6.newsletter@gmail.com

Membership Chair

Dan Cathey
1115 HCR 1414
Covington, TX 76636-4587
(817) 666-9002
ahsregion6membership@gmail.com

Exhibition Judges Liaison

Patricia Kyser
9109 Fairmont Cir.
Rowlett, TX 75888
(972) 249-6786
chiwowow99@aol.com

Garden Judges Liaison

Amy Howard
3312 Ronda De Lechusas NW
Albuquerque, NM 87120
(505) 250-2318
hemiaym@gmail.com

**Archivist/Historian, Webmaster
ADS Technology/Group Leader**

Ray Houston
413 Forest Oaks Lane
Lake Jackson, TX 77566-5971
(979) 297-5814
krhouston60@att.net

Youth Liaison

Open position

Horticulture Liaison

Mark Carpenter
10056 Highway 7 West
Center, TX 75935
(936) 572-1962
thelilyfarm@gmail.com

Scientific Liaison

Don Heiskell
11300 Hollister Dr.
Austin TX 78739
(512) 965-0458
don_heiskell@hotmail.com

ADS Membership:

Individual Membership (1 yr.)	\$30
Individual Membership (3 yrs.)	\$84
Dual Membership* (1 yr.)	\$36
Dual Membership* (3 yrs.)	\$99
Life Membership	\$600
Dual Life Membership	\$900
Youth Membership (1 yr.)	\$12
Club or Society Membership (1 yr.)	\$30
Club or Society Membership (3 yrs.)	\$84

Dues are to be paid by January 1st of each year or current expiration date. Make checks payable to the ADS.

Mail to: Mary Gunter,
Membership Manager
PO Box 65
St. Matthews, SC 26135

*Dual Membership means two persons living in the same household.

Next Newsletter Copy Deadline Fall/Winter Issue-October 30, 2024, Theme: Hybridizer Issue

Daylilies of the Southwest



Summer, 2024
Volume 24, Number 2

ADS REGION 6 NEWSLETTER

Table of Contents

ADS/Region 6 Officers, Chairs, Liaisons	2	Article: <i>Hillcrest Iris & Daylily Garden, Garden of Hooker and Bonnie Nichols</i> by Susan Bulkeley	18
Table of Contents	3	Article: <i>Dog Days and Daylilies, Garden of Pat Weller and Doug Dutton</i> by Nancy Freshour	20
ADS Region 6 Director Report-Mike Peppers	4	Article: <i>The Benvenuti Garden</i> by Colinda Frieauf	22
President's Report-David Freshour	4	Article: <i>Big City Lights-Region 6 Meeting Review</i> by Susan Mauthie	24
2023 Business Meeting Minutes-Beverly Winkelman	5	2024 Region 6 Popularity Poll Ballot	27
Treasurer Report-Mike Peppers	6	Article: <i>How to Plan a Region 6 Meeting and Garden Tours</i> by Susan Mauthie	29
Memorials, Sponsors, Advertisers, and Contributors	6	Youth Puzzle Solutions	32
Regional Publicity Directors Report- by Brant Mauthie- <i>Bad Weather Daylily Survey</i>	7	ADS Region 6 Club Affiliates	33
Newsletter Editor Report-Peggy Cathey	10	Albuquerque Daylily Society Report	34
Membership Chair Report-Dan Cathey	10	Austin Daylily Society Report	36
Exhibition Judges Liaison Report-Patricia Kyser	11	Brazosport Daylily Society Report	38
Garden Judge Liaison Report-Amy Howard	11	Daylily Growers of Dallas Report	41
Awards and Honors Report-Jeff Breitenstein	12	North Texas Daylily Society Report	41
Archivist/Historian/Webmaster Report-Ray Houston	13	Cypress Creek Daylily Club Report	42
2024 Region 6 Service Award	13	Houston Hemerocallis Society Report	44
Youth News-Peggy Cathey	14	Johnson County Iris & Daylily Society Report	46
Youth Activity Page	16	Lone Star Daylily Society Report	49
Article: <i>Gardening With Children: Theme Gardens</i> by Rebecca Reed	17		

A special THANK YOU to our Proof Readers: Ray Houston , Tracey Stewart, and Dan Cathey

Daylilies of the Southwest is the newsletter of the American Daylily Society Region 6. Region 6 is comprised of Texas and New Mexico.

Information is presented herein as a service to members and is not necessarily endorsed by the ADS or by the editor. Rights to material published in this newsletter remain with the author; to reprint or otherwise reproduce material, please obtain permission from the author.

Front cover photo: *Hemerocallis 'Windswept Oklahoma Sunset'* (Lopp, 2024), Winner of the President's Cup, 2024 ADS Convention, photo by Dan Cathey
Back cover photo: *H. 'Marked by Lydia'* (Temple, 1994), photo by Peggy Cathey

Editorial Policy

The editorial focus of this publication centers on the genus *Hemerocallis*, ADS and Region 6 events, Region 6 members and hybridizers. Submissions are encouraged. The editor reserves the right to edit for space, grammar, clarity, and content.

Submission Guidelines

Please submit:

- * Articles on Daylilies
- * Articles on Daylily Culture
- * Profiles of Region 6 Hybridizers
- * Garden Write-ups
- * Features of Historical Interest
- * Articles on Photography
- * Scientific Studies Involving Daylilies

If you have inquiries regarding submissions, articles, photos or corrections, please email the Region 6 Newsletter Editor at: adsregion6.newsletter@gmail.com

- * Club News and Events
- * High resolution photographs (.jpg, 300 ppi, file size minimum 1MB) to accompany articles
- * Submit material via email. Please send text as a file attachment in Word. Send photographs as separate attachments. Obtain a copyright/consent form from the editor, sign and return.



ADS Region 6 Director's Report

By Mike Peppers

A tremendous amount of thanks goes to Bill Walker for serving as our Region 6 Director. Personal circumstances caused Bill to ask for a replacement before his term ended, and I volunteered and was appointed to fulfill that term. It is an honor to serve on the ADS Board and I will strive to represent Region 6 in the highest manner. My first meeting was at the recent National Convention in Oklahoma City. That is covered elsewhere in this newsletter, so I will add my thanks to Region 11 for hosting an outstanding event! In July 2025, we will gather in Seattle, WA. That is followed in 2026 by Valdosta, GA, and in 2027 by the recently approved site of Tidewater, VA. In

addition to approving the next convention location, the Board appointed three special committees at the OKC Director's Meeting to address important topics or initiatives. These included how members' personal information may be used or disclosed, options for handling a special collection of art given to ADS, and a pilot program to match hybridizers with members around the country or world willing to host and test plants for them. ADS President Rhonda Veroeven and Vice President Rich Crider are introducing and leading several exciting initiatives and strategies. I look forward to assisting in those activities and will keep you apprised of all the developments.



ADS Region 6 President's Report

By David Freshour



Summer is upon us, and our peak flowering season is ending. This year was exceptional for daylilies, with many blooms and tall scapes.

Daylily Growers of Dallas hosted our 2024 Region 6 Meeting. Friday night's guest speaker was Pam Smith, associated with the Jeff Fuller Rose Garden in Farmers Branch, TX. Her presentation was about adding structures in a garden, with examples from the botanical garden.

Saturday's tour gardens included Hooker and Bonnie Nichols' *Hillcrest Iris & Daylily Gardens* and the *Dog Days & Daylilies* garden of Pat Weller and Doug Dutton, where we got to see hundreds of daylilies in bloom. We also went to *Blue Moon Garden Center*, where we had lunch and a chance to browse all things garden. The former garden center owner gave an excellent presentation about lots of annuals and perennials that do well in that area, with examples of each in pots, so we could see exactly what they looked like. Many thanks to the Co-Chairs of the Regional Meeting, Malcolm Averitt and Tim Closs, as well as all the members of the host club for their much-appreciated efforts in executing such a well-planned and enjoyable event.

Next year, we will have our Region 6 Meeting and Symposium in the fall, hosted by the Johnson County Iris and Daylily Society. More information will be available in the future.

A little over a week after the Regional, my wife Nancy and I drove to Oklahoma City for the ADS National Convention hosted by the Central Oklahoma Hemerocallis Society (COHS). We visited with many daylily friends

and made new friends. Garden tours included five private gardens and one public garden with a daylily display garden maintained by the COHS. The weather was hot and humid, but there was no rain.

In 2025, the ADS National will be held in Seattle, Washington. The organizers said their garden tours will start at 9:00 a.m. instead of the normal 6:30 – 7:00 a.m. start time. Since no ADS National Convention has ever been held in this part of the country, it's a once-in-a-lifetime opportunity. Registration has already begun, so register early if you plan to go. You can get the information at ads2025national.org.

As you may know, Mike Peppers was appointed Region 6 Director after Bill Walker resigned due to health concerns. Mike will continue to serve as Region 6 Treasurer and take on the role of Region 6 Secretary (Secretary/Treasurer). We are still in need of a volunteer to fill the position of Youth Liaison. If you are interested or know of someone who would like to volunteer or co-chair the position, please let me know.

At the Region 6 Meeting, a Nominating Committee was established for the position of Region 6 President. The Committee will present their nomination next year at our Regional Meeting or before, as necessary. The next 2-year term for Region 6 President begins January 2026. More information on duties can be found in the Region 6 By-Laws on the Region 6 website:

<http://www.ahsregion6.com/bylaws.htm>. Potential candidates must give their permission to be nominated. Contact Patricia Kyser (chiwowow99@aol.com), Bonnie Nichols (bjnhln@aol.com), or Mike Reed (4mikereed@tx.rr.com).



2023 ADS Region 6 Secretary

By Beverly Winkelman

Region 6 Meeting and Garden Tours, Austin, Texas

May 26, 2023 Minutes

The 2023 Region 6 Meeting was called to order by Region 6 President Bonnie J. Nichols at 8:03 p.m. Ms. Nichols welcomed everyone to the Austin meeting and thanked the Austin Daylily Society for hosting the Meeting.

Ms. Nichols asked for a roll call for each of the clubs attending the region meeting and thanked them for their attendance. In attendance were the Johnson County Iris and Daylily Society, the Brazosport Daylily Society, the Austin Daylily Society, the Lone Star Daylily Society, and the Oklahoma Daylily Society. Special thanks were given to the Oklahoma Daylily Society.

The Treasurer's Report was presented by Mike Peppers, Treasurer. Mike welcomed everyone to the Region Meeting and to attending the dinner on Saturday evening at his home. He explained that the only money going out of the treasury was for the Regional newsletter. The funds coming in were from the auction at the meetings and donations from clubs. The auction today brought in \$2,345. \$5,000 was donated from the East Texas Daylily Society when they disbanded in 2022, and \$300 was donated by the Albuquerque Daylily Society. The balance in the Region 6 bank account was 17,548.28. The report will be filed for audit.

Beverly Winkelman, Secretary, presented the minutes of the November 22, 2022 meeting in Dallas. Copies of the minutes had been placed on each of the tables. Ms. Winkelman asked if there were any corrections to the minutes. A motion was made by Eddie Raye Andrews to approve the minutes, Loris Garrett seconded. The motion was approved.

Ms. Nichols announced that the President of the Lufkin Daylily Society, which had been in existence for 60 years, had decided to disband at the end of 2023.

President Bonnie Nichols announced that after 2 years as President, she would be resigning. She thanked everyone for giving her the opportunity to serve as the Region 6 President.

William Walker, Director of Region 6, stated that the National Convention Committee was looking for a location to hold the National Convention after 2025. At present, the 2024 convention will be in Oklahoma City, Oklahoma, and the 2025 will be in Seattle, Washington.

Publicity Report was presented by Tim Closs and Brent Mauthe. There is information in the summer newsletter about how to keep it and how to get more out of it.

Awards and Honors report was presented by Jeff Summer 2024

Breitenstein. He said that the Edna Lankhart and Annie T. Giles Awards would not be presented due to the drought and no scapes present.

Membership Chair Dan Cathey reported that from 2013 to 2023 there had been 70 new members added to the Region 6 membership. 1983-1993, the membership had increased by 11. Region 6 currently has 370 members. Forty-eight of those members are Life Members. He noted that some of the long-time members were Mary and Eddie Gage, joining in 1971, Patricia Kyser and daughter Judith in 1981, and Beth Zimmerman in 1988.

Mrs. Peggy Cathey, Newsletter Editor, announced the following deadline dates for the upcoming newsletters: June 30, show reports, open garden information and any other articles that would be of interest to the Region 6 readers. October 30th is the due date for the hybridizers.

Amy Howard's Garden Judges' report was presented in her absence. There are currently 17 active Garden Judges in Region 6. There are 8 that will need to be renewed this year.

Ray Houston does an outstanding job as our Region 6 Archivist and Webmaster.

Patricia Kyser reported on Exhibition Judges. Currently, there are 22 Senior Judges, 2 Junior Judges, 2 Instructors—Bonnie Nichols and Velia Sanchez-Ruiz—and 4 inactive judges. There will be a Clinic Refresher at the Region 6 Meeting on Saturday at 2.

There was no Horticulture Liaison Report from Mark Carpenter or Scientific Liaison Report from Don Heiskell.

Bonnie thanked the Oklahoma City Daylily Society for the news report and video about the Oklahoma City National in 2024.

The Nominating Committee, headed by Carolyn Taylor, announced that Bonnie Nichols had withdrawn her name from the election of President. Nancy Freshour presented David Freshour as the nominated President for 2024-2026. A motion was made by Loris Garrett to accept David as the President going forward in 2024. Eddie Raye Andrews seconded the motion. The motion carried. David's name will be presented at the Fall Board Meeting of AHS for final Board approval.

Bonnie welcomed Bill Walker as the Region 6 Director.

Tim Closs stated the Region 6 Meeting will be in Dallas in 2024.

Jeff Breitenstein shared the plans for Saturday. He thanked Bonnie for her 2 years of service as President.

Loris Garrett made a motion to adjourn the meeting, Eddie Raye Andrews seconded the motion. The motion carried unanimously.

Minutes were not received prior to the 2024 Region 6 Meeting. A copy was sent to the Board Members by email and approved by the Board.



Region 6 Treasurer’s Report

By Mike Peppers

The following represents transactions since my last report. If you have questions at any time, please contact me.

The generous club contributions and memorials to support the newsletters are further identified below.

The auction held at the recent Region 6 Meeting netted \$1,627 for the newsletter (the approximate cost of one edition.)



Previous Balance	\$19,425.27
Receipts:	
Newsletter contributions	\$ 1,567.00
Memorial donations	\$ 200.00
2024 Region 6 Auction	\$ 2,577.00
ADS postage reimbursement	\$ 523.95
Disbursements:	
Spring Newsletter	\$ 1,782.19
Auction expenses	\$ 950.00
Balance	\$18,307.03



Memorials, Sponsors, Advertisers

In Memory of

Kathy Harris

Daylily Growers of Dallas

Eddie Gage

David & Nancy Freshour

Jean Dorrell

Tracey Stewart

Sponsor

Youth Activity Page

Dan & Peggy Cathey

Contributions

Daylilies of the Southwest support

- Cypress Creek Daylily Club
- Houston Hemerocallis Society
- Lone Star Daylily Society
- Frankie Choate

Advertisers

You can do your part to support our Region and the *Daylilies of the Southwest* by donating to Region 6. You will be recognized here for your Memorial donations, Sponsorship of a page, Donations, or when you place an ad for your Open Garden, Club Daylily Sale, Club Daylily Show, Special Guest Speaker. There are lots of ways to support the Region, which in turn, keeps us able to publish this Newsletter three times per year. Donations may be made by mailing a check to Region 6 Treasurer, Mike Peppers, 750 Riverside Dr., Bastrop, TX 78602, or through PayPal. From your PayPal account, choose ‘Send Money’ to **ADS Region6@ADSRegion6**. If you donate money to Region 6, please let Peggy know at region6newsletter@gmail.com, so credit can be given here.

Region 6 thanks you for your support!



Bad Weather Daylily Survey

By Brant Mauthe, Region 6 Publicity Co-Chair

After Growing Daylilies for 20 years and seeing similar results every Spring and Summer, the last three years have not been like anything I have seen. First, Rust, Leaf Streak, and Crown Rot have been at levels I could not have imagined. I dug up and threw away hundreds of seedlings and several named varieties because they were sickly and became disease spreaders. The arctic 0°F Winter blasts made scapes so short on some daylilies that I had to search for blooms,



H. 'Louie the Lip' (Hansen-D, 2009) in 2020 before the super cold winters repeatedly damaged the plants it so that they stopped making these incredible blooms here in Dallas.

or none appeared at all (*H. 'Louie the Lip'*, *H. 'Frank Gladney'*, *H. 'I'm So Excited'*, which were all "shovel pruned" out of the garden). A hundred or so (around 15%) of my seedlings and some named varieties also succumbed to Crown Rot or just plain solar-oven cooking in our months of 100°F+ heat. Previous solid growers or highly recommended varieties that fell into this category were *H. 'Going Big Time'*, *H. 'Buttered Popcorn'*, *H. 'Primal Scream'*, *H. 'Moana Loa'*, and *H. 'Black Eyed Stella'*. Almost all of my velvety reds and purples also fell into this category. However, even with all these struggles, I have seriously adopted the idea of recruiting more members into our local club since additional members tend to multiply the fun. In the past, I have shared some of my most vigorous growers and bloomers and invited the folks to join our club. Now, I am very selective about which varieties I will share so that they give the best possible impression. Thankfully, a few daylilies have exceeded all expectations for me and the others I have shared them with. My best results with this have been with *H. 'Alabama Jubilee'*



H. 'Alabama Jubilee' (Webster, 1988) has been a solid grower and bloomer for everyone I have shared it with and stops visitors in their tracks when they see the fluorescent red-orange blooms

Summer 2024

and *H. 'Unending Melody'*. They are tried and true, beautiful, eye-catching daylilies that are healthy rebloomers and always make a strong case for needing more daylilies in your garden!

This brought me to my question of how everyone else's daylilies have been doing with this new age of weather extremes. I decided to create a daylily survey for Region 6 to see what growing habits have changed and isolate it by each part of our region. The results have been gratifying but concerning at the same time. I have loved *H. 'Rosie Meyer'* in the past and have even shared it with others. However, it has been very weak and hasn't bloomed properly for two years now. I noticed in the survey I was not the only one in Dallas/Ft. Worth with problems with this variety. The cold has been too much for it here. Someone in Houston listed it in the "Better than Expected" category, which tells me it needs some solid winter weather, but Dallas, being farther north, has exceeded its cold limit lately. Your experiences and observations are invaluable to our Region, and I encourage you to continue sharing them.

The results are included in this article. It is worth noting that a few varieties disappeared with our first terrible hot weather in our garden three years ago but reappeared 1.5'-2' from their original spot in the garden this Spring and even bloomed. It was exciting to see *H. 'Crimson Bullseye'* and *H. 'Golden Sweet'* bloom again although they were now mixed in with other plants. They still seem to be sensitive to our heat, which is starting now, but I am keeping other plants against them to help shade their crowns.



H. 'Crimson Bullseye' (Pierce-G, 2016) reappeared this year mixed in with another daylily. It grew over to the shadier spot under a strong, healthy seedling

My favorite companion plant for this is *Vinca*. The benefits of companion planting with *Vinca* are numerous, and it has proven to be a valuable addition to my garden. It doesn't compete too badly if I regularly break off sections that threaten to entirely cover the daylilies but keep the base of the plants happy and cool when they surround them. Both plants also have similar demands for water and the *Vinca* blooms profusely right

Survey cont. from pg. 7

when the daylilies stop blooming. I now allow my Vinca to go to seed in the fall and it has come back the last two years. I still have to add additional plants as well since the volunteers don't come back everywhere. I really like the

results though. Very few dead daylilies are in the heat now, and the colorful companion blooms look like fireworks are going off in the heat!

Better & Worse Survey Results

Better Than Expected	Area
All About Eve	Dallas/Ft. Worth
Blazing Cannons	Dallas/Ft. Worth
Blooming Beauty	Dallas/Ft. Worth
California Sunshine	Dallas/Ft. Worth
Cliffjumper	Dallas/Ft. Worth
Col. Jim Scheurich	Dallas/Ft. Worth
Col. Jim Scheurich	Dallas/Ft. Worth
Daddy Tom	Dallas/Ft. Worth
Daddy Tom	Dallas/Ft. Worth
Delightful Little Perfection	Dallas/Ft. Worth
Dempsey Red Velvet	Dallas/Ft. Worth
Diana Grenfell	Dallas/Ft. Worth
Get 'R Done	Dallas/Ft. Worth
God Save the Queen	Dallas/Ft. Worth
Golden Dew Drop	Dallas/Ft. Worth
Gooficus	Dallas/Ft. Worth
Heavenly Sunshine	Dallas/Ft. Worth
Illinois Majestic	Dallas/Ft. Worth
Jessica Lynn Bell	Dallas/Ft. Worth
Lil' Black Buds	Dallas/Ft. Worth
Little Alabama	Dallas/Ft. Worth
Little Party Girl	Dallas/Ft. Worth
Local Motion	Dallas/Ft. Worth
Local Motion	Dallas/Ft. Worth
Peggy Cathy's Fairy Flight	Dallas/Ft. Worth
Peggy Cathy's Fairy Flight	Dallas/Ft. Worth
Pepperoni Man	Dallas/Ft. Worth
Prickly Sensation	Dallas/Ft. Worth
Santorini Sunset	Dallas/Ft. Worth
Santorini Sunset	Dallas/Ft. Worth
Sergeant Major	Dallas/Ft. Worth
Spacecoast Tigertail Tango	Dallas/Ft. Worth
Spider Man	Dallas/Ft. Worth
Texas Big Bend	Dallas/Ft. Worth
Thin Man	Dallas/Ft. Worth
Top Guns Molten Lava	Dallas/Ft. Worth

Terrible Results or Died	Area
Adventures in Oz	Dallas/Ft. Worth
Buttered Popcorn	Dallas/Ft. Worth
Cream and Sugar	Dallas/Ft. Worth
Cream and Sugar	Dallas/Ft. Worth
Dorothy and Toto	Dallas/Ft. Worth
Eula Fluellen	Dallas/Ft. Worth
Julie Newmar	Dallas/Ft. Worth
Julie Newmar	Dallas/Ft. Worth
Lil' Black Buds	Dallas/Ft. Worth
Lil' Black Buds	Dallas/Ft. Worth
Little Business	Dallas/Ft. Worth
Marilyn Monroe	Dallas/Ft. Worth
Mint Octopus	Dallas/Ft. Worth
Patsy Carpenter	Dallas/Ft. Worth
Patsy Carpenter	Dallas/Ft. Worth
Prediction	Dallas/Ft. Worth
Prickly Plums	Dallas/Ft. Worth
Primal Scream	Dallas/Ft. Worth
Quoting Hemingway	Dallas/Ft. Worth
Rosie Meyer	Dallas/Ft. Worth
Rosie Meyer	Dallas/Ft. Worth
Ruffled Reward	Dallas/Ft. Worth
Sedalia	Dallas/Ft. Worth
Several Lambersons' varieties	Dallas/Ft. Worth
Siloam Double Classic	Dallas/Ft. Worth
Sweet Patootie	Dallas/Ft. Worth
Top Guns Seedling	Dallas/Ft. Worth
Top Guns Seedling	Dallas/Ft. Worth
Tuscawilla Snowdrift	Dallas/Ft. Worth
Twin Suns	Dallas/Ft. Worth

Better Than Expected	Area
All American Chief	Tyler
Big George	Tyler
Bob Loves Barbara	Tyler
Lillian's Vapor Trail	Tyler
Stop the Car	Tyler

Better Than Expected	Area
Absolute Ripper	Austin
Black Friday	Austin
Blue Beat	Austin
Brazillian Flamingo	Austin
Brazillian Flamingo	Austin
Devonshire	Austin
Isabel's Spider	Austin
Jewels of the Sun	Austin
Jewels of the Sun	Austin
Laughing Clown	Austin
Mambo Maid	Austin
Nile Jewel	Austin
Off To See The Wizard	Austin
Paul's Eye	Austin
Robin Z. Hough	Austin
Rolling Raven	Austin
Tetrina	Austin

Better Than Expected	Area
Big Kiss	Houston
Caribbean Breeze	Houston
Celtic Moonglow	Houston
Coffee to Go	Houston
Gulf Coast Treasure Chest	Houston
Heavenly United We Stand	Houston
Hyperion	Houston
Just for Joanne	Houston
Little Party Girl	Houston
Love on the Rocks	Houston
Magic Mandolin	Houston
Mephistopheles	Houston
Mephistopheles	Houston
Off To See The Wizard	Houston
Rosie Meyer	Houston
Rosie Meyer	Houston
South Seas	Houston
Spacecoast Gold Rush	Houston
Spirit of Aggieland	Houston
Wishy Washy	Houston
Wishy Washy	Houston

Terrible Results or Died	Area
Bernie's Fault	Tyler
Daily Commute	Tyler
Double Bold One	Tyler
Nacho Mama	Tyler
Poly Wanted a Cracker	Tyler

Terrible Results or Died	Area
Bitsy	Austin
Dorothy and Toto	Austin
God Save the Queen	Austin
God Save the Queen	Austin
Nature's Crown	Austin
Nature's Crown	Austin
Nature's Dawn	Austin
One Eyed Willie	Austin
Prime Time	Austin
Rose F. Kennedy	Austin
Rose F. Kennedy	Austin
Rosie Meyer	Austin

Terrible Results or Died	Area
Bela Lugosi	Houston
Opus Breakfast Bouquet	Houston
Opus Breakfast Bouquet	Houston



Healthy diploid, dormant, EE seedling with 18-24 blooms per scape that is unaffected by the heat and cold. Blooms 4-5 times per year. Last bloom is usually around Halloween. It is very vigorous!



Region 6 Newsletter Editor Report

By Peggy Cathey

What a wonderful bloom season we have had here in North Central Texas. We have had a LOT of rain, and the daylilies are loving it. There were six Daylily Shows in our Region, representing eight clubs. I had the privilege to judge two Daylily Shows and exhibit in one. All the flowers were beautiful and the shows were spectacular. Thank you to the clubs who hosted Daylily Shows this year and to everyone who entered. The shows and sales attract public interest and awareness of Daylilies and show what a great addition to the garden Daylilies can be.



I found the perfect spot

Another delightful experience was attending our Region 6 Meeting and Garden Tours, graciously hosted by the Daylily Growers of Dallas. The gardens were a riot of color, the food was delicious, and the speaker was truly engaging. During the Region 6 Business Meeting, I was pleasantly surprised by a thoughtful gift from Nancy Freshour, a garden sign that reads *Leave room in your garden for the fairies to dance*. It was a heartwarming gesture that

made me feel even more a part of this wonderful community.

Dan and I also attended the ADS National Convention

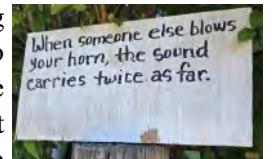
in Oklahoma City where we nearly went into “Daylily Overload.” The gardens were in full bloom and a kaleidoscope of color. During the Friday night banquet, the Regional Newsletter Awards were announced. I was awarded the certificate for the Best Article About Youth for my article *Hybridizing with the Great-Grands*, which appeared in the 2023 Fall/Winter edition of *Daylilies of the Southwest*.




ADS President Rhonda Veroeven and Peggy Cathey (photo by Mike Peppers)

While touring the gardens in Oklahoma, I was amused by all the signs posted throughout the *Windswept Farm and Gardens* of Terry Lopp and his son Ashton. Don't be surprised to find a few of his witty signs throughout this newsletter.

I want to give a big shout-out to Susan Bulkeley and Nancy Freshour for once again being our reporters, reporting on the two lovely gardens we visited during the Regional Garden Tours. They did not hesitate to step up when asked to review the gardens.



Thank you to our officers, club reporters, and the wonderful people who sent me articles for the Newsletter. Without you, there would be no newsletter.



Region 6 Membership Chair Report

By Dan Cathey

Despite the weather challenges (too hot/too cold/too dry/too wet), a pandemic, and the economy, Region 6 continues to thrive with ten active Daylily Clubs. Nine clubs hold an ADS membership (Nacogdoches Daylily Club still maintains an ADS Membership), 39 Life Members, and 10 Youth Members, for a total of 350 memberships in Region 6. Even though we are down from 374 last year, our clubs' resilience is a testament to our shared passion and dedication. This shared passion and dedication keeps us connected and committed, even in the face of challenges.

Cypress Creek Daylily Club has once again achieved Platinum Club status in ADS membership with 100% participation, a significant accomplishment that reflects *Daylilies of the Southwest*—Newsletter of ADS Region 6

the club's dedication and active involvement in the Daylily community. This achievement should not only make the members of Cypress Creek Daylily Club proud but also motivate other clubs to strive for similar recognition. Your club can be recognized in the ADS Club Recognition Program as soon as your club reaches 50% ADS members. Download and complete the application for the club recognition program: [Recognition Application](#) and send it and your complete club roster to Steve Amy, ADS Membership Chair: membershipchair@daylilies.org by the October 1, 2024 deadline (please forward a copy of your application and roster so I can recognize you in our Region Newsletter). All clubs that qualify with 90% membership or more will be included in a drawing at the ADS Fall Board Meeting for a check for \$500.



Region 6 Exhibition Judges Liaison Report

By Patricia Kyser

A big thank you to the Daylily Growers of Dallas for a wonderful Regional Meeting. We had the opportunity to see two beautiful gardens and a great plant nursery. The food provided was very good, and everyone had a fun time.

We held two Exhibition Judges Clinics at the Regional Meeting.



Brant and Susan Mauthe

Velia Ruiz-Sanchez and Ellen Singleton instructed Clinic 3 (refresher) with two students in attendance.

I instructed Clinic 2 with help from Bonnie Nichols. We had two students in the clinic, Brandt and Susan Mauthe.

Currently, there are 17 active judges and only 4 instructors in Region 6. We always need more judges and instructors. I handed out several forms to become an instructor, but if I didn't get one to you please let me know. Region 6 is blessed to have some wonderful judges.

When you start planning your shows for next year and are looking for judges, please remember our junior judges. They CAN be a fourth judge on a panel or judge with 2 senior judges. They need experience. And please think about the judges who don't get asked to judge as much. They would love to be included. If you need to know who those people are, call me.

I had the opportunity to work with Bonnie Nichols to teach Clinic 1 at the National Convention in Oklahoma City. One of our students was Region 6 member Carol Theilon, a member of the Houston Hemerocallis Society. I look forward to her being a wonderful judge.

Next year's daylilies will be here soon. I hope we see each other at a show, in a garden, or at the 2025 Regional Meeting in Cleburne.

Have a great summer! As always, if you have a question about exhibition judging, feel free to call me!



Region 6 Garden Judges Liaison Report

By Amy Howard


Greetings! Hoping your bloom season is going well and you are in the process of filling out your ballot (sent via email earlier in the year), which has a deadline of September 1st. We now have the current list of ADS-certified Garden Judges available on the ADS site for 2024 - Region 6 is currently sitting at 15 judges. Please check to see if you are correctly listed at

<https://americandaylilsociety.imagerelay.com/share/f4cfe5feb1624a118b940f5c4f02e6eb>. Please get in touch with me with any issues so I can send them off to Steve Horan for correction.

We are hoping to have another online recertification class this Fall. Please let me know if you have not been receiving these notifications. We hope to establish another

Clinic 1 in conjunction with the Exhibition Judge curriculum in the future! As always, many thanks for your service and support of the Garden Judge program — we are so appreciative!

Many beautiful blooms to you!



H. 'Spacecoast Tigertail Tango', Bill Walker garden. (photo by Carla Chirigos)



Awards and Honors

2024 Edna Lankart & Annie T. Giles Award Winners

By Jeff Breitenstein

The awards beds for the 2024 Region 6 Meeting were hosted by Bonnie and Hooker Nichols. Thanks to them both for receiving, planting, and caring for our Regional hybridizer's newest seedlings! The beds looked fantastic, and we had many big, healthy, blooming daylilies to vote on!



Annie T. Giles
Seedling Awards Bed

The Annie T. Giles Award is given to the best seedling from a Region 6 hybridizer who is a member of the host club, in this case, from a member of the Daylily Growers of Dallas. This year, we had nine beautiful entries. Hooker Nichols brought home the award this year with a lovely pink ruffled daylily with a bright yellow throat.



Hooker Nichols receives the Annie T. Giles Seedling award from Jeff Breitenstein



Winning Seedling #69-278



Seedling Awards Bed

The Edna Lankart Award is given to the best seedling from a Region 6 hybridizer (who is not a member of the host club). There were eleven gorgeous entries. Dan Cathey's peach unusual form daylily with pinched sepals captured the most votes. It sparkled in the garden!



Jeff Breitenstein presents the Edna Lankart Seedling award to Dan Cathey



Winning Seedling #S4-3-C

Awards were presented to Hooker and Dan during the 2024 Region 6 Business Meeting. Since the Region is having a Fall Symposium in 2025, there will be no award beds that year.

Gorgeous Eddie & Mary Gage seedling – 2023 Edna Lankart Award Bed

In November of 2022, Mary Gage reached out to let me know she and Eddie had two fans of a seedling that they wanted to enter for the Edna Lankart award at the 2023 Regional Meeting in Austin. As it turned out, they were the only Regional hybridizer who sent a seedling for either the Lankart or Giles award beds that year. Since I had only one seedling, I potted it up in a large ceramic pot and placed it in an ideal spot in the garden. During the following Spring, two small fans matured into a healthy, established plant – but it didn't send up any scapes that year.

This past May, I received an email from Ray Houston

informing the Region's members that Eddie Gage had passed the week before. That same day – the seedling bloomed for the very first time.

Whether you believe in signs or coincidence, I thought it was important to share with you all. Eddie was a big part of our Region and he will be missed.

http://www.ahsregion6.com/gage_eddie.htm





Archivist/Historian & Webmaster Report

By Ray Houston

If you wish to know what is happening in Region 6, or you are seeking historical information, please visit the

Region 6 website - <http://www.ahsregion6.com/>

A large amount of information is available on the Region 6 website. Current and historical information is continually added.

Additions to the Region 6 Website:

2024 Flower Show Results - Tri-County Daylily Show: Daylily Growers of Dallas, Johnson County Iris & Daylily Society, and North Texas Daylily Society

http://www.ahsregion6.com/flower_show_results/2024/2024-flower_show_results-

[dgd_jc&ids_northtx.pdf](#)

Eddie Gage Tribute

http://www.ahsregion6.com/gage_eddie.htm

Mary Anne Ater Tribute

http://www.ahsregion6.com/ater_mary_anne.htm

Posted Updated Exhibition and Garden Judges Lists

<http://www.ahsregion6.com/judges.htm>

Region 6 Spring Newsletter

http://www.ahsregion6.com/newsletters_online.htm



2024 Region 6 Service Award Nomination

By Eddie Raye Andrews

I would like to nominate an individual who has given a lot to their region. This individual has volunteered and served on many committees and held numerous positions within the region.

One of the positions was as Youth Chair where clubs were asked to help horticulture students with possible scholarships. He's/she's gotten his/her students to also make items for Regional auctions. This individual has also served as an Exhibition Judge and has traveled many places to serve on panels for club's accredited flower shows within this region. This individual is also a garden judge. This individual has also served as Pop-Poll Co-Chair for this region. This individual has helped with many Regional Meetings as serving as an Auctioneer and gathering plants for the auction. This individual also served a two-term position as our Regional President.

It is my honor to nominate Tim Closs for the Region 6 Service Award for 2024.

Congratulations to Tim Closs for this much deserved award.





Youth News

By Peggy Cathey



Open Position: REGIONAL YOUTH LIAISON

Qualifications:


- AHS member

Responsibilities:

- 1.Coordinate activities for youth members at Regional Meeting.
- 2.Encourage the application of eligible and qualified youth members for Bertie Ferris Youth Award and/or Christine Stamile Youth Award.

If you are interested in filling this important position, please contact ADS Region 6 President, David Freshour, freshde@aol.com

Congratulations!



Penelope Reed won Best Youth entry at the Tri-County Daylily Show held May 25th in Cleburne, TX., competing against one other youth participant, Madilyn Ivy (Johnson County Iris & Daylily Society member). Penelope is a member of the North Texas Daylily Society and this is her third show. Her winning entry was *H. 'Little Grapette'*, (Williamson, 1970),

Region 6 Youth Members Attend 2024 National ADS Convention



Meet Rebekah Stone and Jocelynn Pendergraft who attended their first ADS National Convention this year in *Daylilies of the Southwest*—Newsletter of ADS Region 6

Oklahoma City. Rebekah lives near Dallas and Jocelynn lives in the Houston area.

The ADS Youth Chair, Kathy D'Alessandro, always has fun games and challenges for youth members who attend the national conventions. Youth members hunt for special packages hidden in the

tour gardens which contain prizes and also earns them “play auction money”. At this year’s convention, youth members were all on a special bus, just for them and their parents where more games were played. There was a Hybridizing 101 class with Bobby Scott at Topguns Daylily Garden, they played daylily bingo, participated in a flower arranging class, and used their play auction money to bid on daylilies at a Youth Only daylily auction. And here’s the best part, their National Convention registration fee is reimbursed when they check in at the registration desk, courtesy of the Wisconsin Daylily Society.




Bobby Scott teaches convention youth attendees Hybridizing 101 in the Topguns Daylily Garden (photo by Becky Stone)

Rebekah shows off arrangement she made in the Flower Arranging Class (photo by Kathy D'Alessandro)



Rebekah shows off arrangement she made in the Flower Arranging Class (photo by Kathy D'Alessandro)


In Rebekah’s words “I made new friends and saw beautiful daylilies. I loved the Hybridizing 101 class given by Bobby Scott at the Topguns Garden and hope to hybridize my own daylilies some day. I also enjoyed the youth plant auction. I was able to buy two daylilies I really wanted - *H. 'Moose Juice'* and *H. 'Blue-eyed Badger'*.”



Rebekah shows off the daylily she won in the “Youth Only” auction. ADS Youth Chair, Kathy D'Alessandro is on the left (photo by Becky Stone)

Young Hybridizer

Last year, I taught my great-grandson, Emmitt, how to hybridize. One of his crosses was *H. 'How Are Ya'* to *H. 'Screen Pattern'*. One of the seedlings from his cross bloomed on June 29th in 100° temperatures. He was so excited when his Mom showed him the picture, he wanted her to drive 2 hours to come see it!



Want to include more Youth Activity in your club? Here are a few ways to make it happen:

1. Assign a mentor to your youth members. Mom or dad may be involved in daylilies, but asking another club person to be a mentor would reinforce the daylily connection.

2. Clubs could invite a youth group (4-H, Scout etc.) to participate in a club function. One club invited a Brownies Troop to help at the annual plant sale. It was a positive experience for both. The members loved the young children. In turn the children had a good time. They learned about daylilies and each received a cultivar. The leftover plants from the sale were given to the troop to plant at their meeting place. The girls also earned a plant badge for their effort.

3. A club could pay the AHS membership dues for a youth interested in daylilies. The cost is only \$12.

4. Clubs could sponsor a youth to a Regional Meeting or to the AHS National Convention by covering the youth registration fee.

5. In order to encourage youth members to attend Regional Meetings and AHS Conventions, sponsoring clubs could offer reduced fees.

6. At Regional Meetings and AHS National Conventions, have all the youth members ride a bus together. Encourage youth members to serve as bus captains. At the banquet have a table(s) reserved just for them and their parents if space permits.

7. If a club can, subsidize or offer free of charge, trips, meals etc. to the youth members when they attend the club's functions.

8. Depending on the number of youths attending your meeting, special activities just for them can be initiated. The activity would depend on the age of the youths.

9. During plant sales and auctions, the youths make excellent spotters and runners.

10. Ask a youth to write for your newsletter. A youth

member could be assigned a garden for the Regional Meeting report, or he could write about a local garden visit. See that a youth in your region is made Junior Editor of the regional newsletter.

11. Include articles and pictures about the youth members in your local club newsletter and the regional newsletter.

12. Have an auction only for the youths. Give them daylily dollars. Solicit good plants (plants of value) beforehand from your club members.

13. Encourage the youths to take Garden Judge Workshops and Exhibition Judge Clinics and cover the fees.

14. Encourage youth members to participate in an AHS show. Show them how to groom their daylilies.

15. Visit the youth members' gardens. They, too, are proud to grow daylilies and share their gardens.

16. Look around your community. If your club can afford it, establish a scholarship(s) for youths involved in horticulture.

17. Buy an AHS membership for a school offering a horticulture program.

18. Contact and work with your region Youth Liaison in devising projects for the youths at regional meetings.

19. Clubs and individuals can make contributions to the AHS Youth General Fund. This fund is used to give scholarships to AHS Youth members. Instructions for applying for the AHS Bertie Ferris Youth Scholarship are on the AHS Web Page under Youth Page, in the Winter issue of The Daylily Journal, and in the Fall/Winter issue of Youth News, the AHS publication for youth members.

20. If youth members visit your garden, give them a daylily to take home.

21. Contribute to the Christine Erin Stamile Youth Fund. It provides one AHS Life Membership to a youth. See guidelines on how to apply in the Judging Daylily Handbook, Section A: Chapter A1-Personal Awards (A1-3), the Winter issue of The Daylily Journal, and in the Fall/Winter issue of Youth News.

22. Make up special goody bags for youth members who attend regional meetings. Include a disposable camera, candies, a pen and pad, a key chain, visor, etc.

23. Share your daylily journals, your catalogues, your regional newsletter, and other pertinent material with a youth.

24. Help a youth "build" a daylily bed, hybridize, gather seeds, grow seedlings, etc.

25. Take the youth with you on visits to daylily gardens.

26. Be creative. Science projects, for example, are a great way to introduce youth to daylilies.

27. Remember to capture all those wonderful images of youth participation.

Contact the AHS Youth Chair and the Editor to disseminate information on the national level. Names of all AHS officers, staff, and special chairs can be found in all issues of The Daylily Journal.




Summer

Youth Activity Page



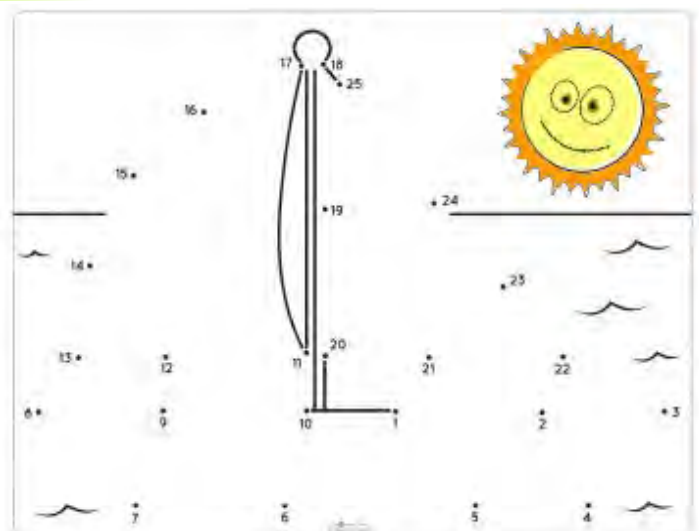

Daylily Names that END with Summer

K Q L I A T W O L L A W S A G
 U L S S H X S V U O V B U I X
 B Y B T R A N Q U I L A C N P
 U K H C F B P I O H C G Z X H
 N A S H A P P Y L N C F J M I
 Y E E R F E R A C V K L C A F
 L A R V D K A D I A B Z O R V
 F M F Q L A N I D R A C L G S
 N G N I D N E R E V E N O A J
 O L P V A O Z F O Y Q X R R U
 G A H L C Q D G C Q J J F I E
 A T E O R M S O Y Z O O U T Y
 R E M O Q U O Q E T B K L A B
 D E T T L L A N I I H M Z D D
 M Q P T T G D R D M X T C Y O
 C L R N O L E M R E T A W C O
 H Y Z B E F I R E F L Y E K G
 I H N S R J B Z W Y K C G P V
 D O S F O R E V E R W O N B J
 A E T I B K R A H S Y O Z V H



- | | | |
|-----------|-----------|-------------|
| Cardinal | Firefly | Neverending |
| Carefree | Forever | Sharkbite |
| Colorful | Fresh | Sultry |
| Come | Goodbye | Swallowtail |
| Cool | Happy | Tranquil |
| Dragonfly | Late | Watermelon |
| Endless | Margarita | |

Help the Hermit Crab find a new shell



(Puzzle solutions may be found on page 32)

Gardening With Children: Theme Gardens

By Rebecca Reed

We know that a large body of research shows gardening has many benefits for children, but we often struggle with how to engage the children in our lives in gardening. Theme gardens are an easy and fun way. When discussing theme gardens, we typically think of a pollinator garden, an alphabet garden, or even a pizza garden. Daylilies are generally not on any of the plant lists for these theme gardens, so what is a daylily lover to do? Use daylilies with fun names to create your own theme! A few fun ideas are below.



Taco Tuesday

H. 'Nacho Mama'
(Elliott-S., 2018)



H. 'Taco Twister'
(Roberts-N., 1997)

H. 'Chips and Salsa'
(Lopp-T., 2021)

H. 'Guacamole Queen'
(Maher, 2013)

H. 'Lime Explosion' (Connell-G., 2018)

H. 'Nacho Mama'



What's for Dinner?

H. 'Tomato Soup with Grape Jelly'
(Fehr, 2015)

H. 'Salad to Go' (Herrington-H., 2019)

H. 'Peanut Butter and Banana Sandwich' (Bachman, 2017)

H. 'Mystery Meat' (Bremer, 2012)

H. 'Bacon and Eggs' (Herrington-T., 2014)

H. 'Chicken Fried' (Hansen-D., 2011)

H. 'Bacon and Eggs'



Movie Night

H. 'Buttered Popcorn'
(Benzinger, 1971)

H. 'Dinner and a Movie' (Apps, 1999)

H. 'Popcorn at the Movies'
(Gossard-D., 2017)

H. 'Film Noir'
(Hanson-C., 2008)

H. 'Special Effects'
(Carr, 1992)

H. 'Buttered Popcorn'



Back To School

H. 'Pencil Pattern'
(Lambertson, 2013)



H. 'Playing with Crayons'
(Davisson-J., 2016)

H. 'Blessings in a Backpack'
(Schmith, 2012)

H. 'Riot on the Kindergarten Bus'

(Davisson-J., 2007)

H. 'Back to School'
(Sobek, 2003)

H. 'Riot on the Kindergarten Bus'

Tips for creating a theme garden with the children in your life:

- Select a location that is easy for the child to access.
- Brainstorm theme ideas together. You may think you know the themes that would interest your child, but they will often surprise you. Let them go crazy with themes.
- Once you select a theme, find keywords you can search for in the Daylily database: <https://daylilydatabase.org/>.
- Let the process be child-driven. Don't get worried if your child selects plants that don't seem to fit the theme. This isn't a graded project; it's an opportunity to connect with the children in your life and have fun.
- Consider creating garden art, like stepping stones or signs, to complete the theme.
- Encourage the child to help maintain the garden.



Helping with garden chores

Hillcrest Iris & Daylily Gardens

Garden of Hooker & Bonnie Nichols

By Susan Bulkeley

We embarked on an early Saturday morning journey to the garden of Bonnie and Hooker Nichols, nestled in the small community of Elmo, just east of Terrell. Despite the looming threat of rain following a particularly wet week, their dedication to their garden was unwavering.



Although their garden didn't have standing water, mud prevented us from walking the rows of the oh-so-many blooming daylilies.

Bonnie and Hooker moved all their plants to this new location six years ago. Bonnie found the house and two acres and entered a bidding war. The owner asked the potential buyers to write a letter explaining why they wanted this property. Bonnie wrote saying she and Hooker were hybridizers of irises and daylilies and thought this an ideal location to advance their dream. This impressed the owner, and the Nichols got the property.



Tomato cages, seed pods and daylilies

Their garden, a kaleidoscope of daylily colors, sizes, and shapes, is a sight to behold. Bonnie's addiction to the beauty of these flowers is evident, as she and Hooker have lost count of the numerous named varieties and seedlings they have. The same is true for their irises. Hooker, with his two designated beds for his novelty daylily hybrids. He is using *H. 'Explosion in the Paint Factory'* (Howard-R, 2013) along with others to create new color forms.

The Region 6 seedling beds were also located in the Nichols garden. The two beds were a riot of colorful daylilies and members voted on their favorites for the Annie T. Giles Seedling Award and the Edna Lankart Seedling Award.



Seedling Awards Beds

The garden has lots of yard art, including the large metal 'Sasquatch family'



'Sasquatch Family'

Happy Faces in the Garden

signs and two greenhouses. Large, caged tomato plants were covered with fruit.

Bonnie and Hooker's dedication extends beyond their garden. They are active volunteers, sharing their time and expertise. Bonnie, a senior instructor and exhibition daylily judge, recently taught a class at the National Daylily Convention in OKC, where she and Hooker also served as bus captains. They are both Emeritus Iris judges, and in November, Bonnie will assume the prestigious role of the president of the American Iris Society.

Region 6, the Daylily Growers of Dallas, and the Iris Society of Dallas, which will celebrate its 70th anniversary this year, are honored to have the wonderful Nichols as members.



Malcolm Avaritt, Jeff Breitenstein, and Tim Closs



Vernon Wallis, Skottie O'Mahony, and Don Andrews



Pam Smith, Bonnie Nichols and Susan Hayward



Susan Mauthe and Hooker Nichols



Keith Haywood, Mary Ellen Reed and Eddie Raye Andrews



Ellen Singleton and Mike Peppers

Go for the
Flowers...

Stay for the
Friends



Skottie O'Mahony, Loris Garrett, Sandy Roberts and Milton Pierson



Jan Lalor, Peggy Cathey and Janet Goodman

Dog Days & Daylilies

Garden of Pat Weller & Doug Dutton

By Nancy Freshour

Upon arriving on the tour bus at the *Dog Days and Daylilies Garden*, one was afforded a view of the property, uphill toward the house, with several garden beds in



View Uphill of the Weller-Dutton property from the bus



between. From that distance, it was deceiving how large the beds actually were. Most were filled with daylilies, registered cultivars and seedlings, and colorful garden art. However, a long, bloomed-out iris bed was parallel to the driveway. That

bloom display must have been fabulous. No matter, our arrival was close to peak bloom for the daylilies for which we came.

Pat Weller greeted our bus, wearing her cute garden boots due to all the rain the area had received in May. Pat and Doug were wonderful hosts, answering numerous questions about their gardens. Doug Dutton built a greenhouse on the side of the garage in 2023 and experimented with hydroponics. The tomato plants reached the ceiling! However, Doug explained that they had



Pat showing off her boots



Exterior of Doug's greenhouse

shaded the strawberry plants so much that the strawberries needed to be moved outside.

In the past seven years, since they moved to Tyler and



Daylily beds looking upward toward the house



View downhill with visitors enjoying all the daylily blooms



Unique driftwood sculpture and garden totem



H. 'Crabby Old Man'

began their gardens, Pat and Doug have created beds filled with floral beauty and fruit and vegetable areas where there were none before. Pat has about 350 named daylily cultivars of all shapes and sizes from many hybridizers across decades. Her seedlings number over four times that amount!

Garden visitors were treated to Weller seedling beds and some of her registered cultivars. For example, *H. 'Fixin' 2b Hot Today'* (Weller, 2023) and *H. 'Crabby Old Man'* (Weller, 2017) were particularly popular. Several individuals were able to purchase plants. Pat and Doug dug them up after the bus left, in the heat and humidity, washed them off, and brought them, bare-root, to the Saturday night banquet. How was that for service?



H. 'Fixin' 2b Hot Today'



H. 'Brushed by Fairies' (Weller, 2023)



Just 2 of the beautiful Weller seedlings we saw

Everyone was so appreciative of Pat & Doug's hospitality in opening their beautiful gardens for the 2024 Region 6 Meeting Garden Tours.

The Benvenuti Garden

By Colinda Frieauf

There's a sharp curve to the left on Huckleberry Drive in Lake Jackson. Nestled in this curve is a quaint display garden known as The Benvenuti Garden. Benvenuti is how Italian-speaking people say welcome. This peaceful garden is no larger than a city lot. Still, the two people who nurture this garden have devoted their lives to growing the massive array of daylily varieties that reside there. It has been almost fifteen years since I first happened upon this jewel. My family and I had just moved into a house a few blocks away, and I accidentally turned two streets before my own. There, to my surprise, stood this glittering display of daylilies. After that, I made a point to drive by and watch for new blooms throughout the seasons. These small trips would become a highlight of my week. Little did I know the true blessings were yet to come ten years later during the difficult days of COVID-19.

My husband was lucky enough to work from home, my children were attending school online, and we were all trying to maintain our sanity in quarantine when I remembered how much joy that garden on Huckleberry Drive brought me. To keep our sanity, we began taking daily walks to stand on the sidewalk in front of the Benvenuti Garden and admire its beauty again. This habit continued throughout changes in COVID restrictions, and on each trip, the children enjoyed seeing the dragonflies and butterflies flit from one blossom to another. The sweet perfume of the daylilies wafted in the air, carrying away our cares.

Fate stepped in on one of these trips and altered our lives for the better. The owners of Benvenuti emerged



American Daylily Society Display Garden, Benvenuti Garden
(photo by Blayne Frieauf)

through their front door to find us standing on the sidewalk, staring in their direction. I was a little bit uneasy about being discovered this way. However, my concerns were soon laid aside when Sandy Roberts and Loris Garrett greeted us with a warm introduction and welcome to the garden. After introductions, I explained how important Benvenuti had become to us, why we were standing there, and how long I had admired their garden. If you know Sandy and Loris, you know a garden tour was the next order of business. I could not imagine what I was about to see. The backyard was wondrously brimming from corner to corner with daylilies along winding pathways, a rose-covered archway, animal statuary, and colorful garden art.



Benvenuti Garden (photo by Loris Garrett)

Having returned to the front yard where the tour began, I was filled with excitement. I felt like I had finally met my people, my tribe, those crazy few whose thoughts are always filled with gardening. I shared my contact information with Sandy and Loris and barely felt the ground beneath my feet as I walked home. A few days later, they called me with an invitation to the next daylily society meeting and an offer to sponsor my membership. This was an offer I could not refuse.

At the first meeting, I was warmly welcomed by many members and quickly realized that this group had coalesced into not just friends but a small family over the years. They had supported each other as daylily growers and friends through life and gardening. Loris and Sandy made sure that I felt comfortable and introduced me to everyone. They also made sure that I went home with two raffle daylilies to firmly root my *Hemerocallis* obsession.

The thing you need to know about Sandy and Loris is

that they are an inseparable unit, a library of knowledge built from years of experience and expertise and fueled by infinite energy that is admittedly confounding because they have consistently worked circles around me. Now, I cannot remember how it came about, but the next thing I know, Loris is teaching my boys about the benefits of daylily hybridizing and exciting them with the possibilities of entrepreneurship as growers. Sandy is showing me how to expertly transplant daylilies and the soil conditions and fertilizer necessary for success. Their teachings filled me with joy and excitement, inspiring me to learn more and do better.

Over the years, they taught us how to tag daylilies that we pollinated and what a seed pod looks like when it is ready to be picked and the seeds harvested. Sandy and Loris have come to my house to help me diagnose issues such as rust and aphids. They encouraged me when I felt



My daylily bed under construction
(photo by Blayne Frieauf)

defeated because I caused damage to some of my plants and ultimately lost a few. We shared the delight in finding new proliferations, and they shared their methods for rooting them. (A skill that I am still trying to master). Most recently, they have begun to sponsor my garden for the next display garden. An honor that does not fall lightly upon me. I am filled

with gratitude and know that it will be years before I have the skills to maintain a garden as expertly as they care for their beloved Benvenuti. My heart is filled with gratitude towards Sandy and Loris for all they have done for me.

Not only have they been amazingly patient mentors, but they have been fearless friends. We have made countless outings to plant nurseries to find the perfect companion plant, a new planter, or look around with my boys in tow. Taking my kids is not for the faint of heart, but Sandy and Loris happily loaded us into the blue truck and drove through counties to show us the best nursery for a particular item. My oldest son is diagnosed with Autism, and on one particular occasion, Loris sat on a bench with my son at the nursery to keep him company and to allow me to peruse the rows of plants with Sandy without having to worry about my son getting lost.

This last year, we encountered issues with my son's school that caused us to leave the school. It is so difficult for a child with autism to find a place that they belong in this world, and this lack of acceptance is crushing. I was so heartbroken that I thought I would have to let my duties in the daylily society go to someone else. However, Sandy and Loris were there to lift me and my family up with grace and love. They believed in me, did not let me quit, and fearlessly stood by us through the pain. They provided a sense of belonging and acceptance, for which I will forever be grateful. They are the friends who emerged as family.



Birthday—(r-l) Benjamin Frieauf,
Travis Frieauf, Loris Garrett, and
Sandy Roberts
(photo by Colinda Frieauf)

These days, we are impatiently waiting for the Texas heat to subside so we can garden beyond the smidge of bearable temperatures in the early morning and late evening. As you may have guessed, that hasn't dampened Sandy and Loris' pace much. When they aren't checking on the progress of my daylily display garden, they are making plans with me to work on it in October when the weather is cooler, and the daylilies are resting, or Loris is entertaining us with his cheerful spirit while Sandy shares delicious Italian food such as her famous broccoli pasta and Amaretto pie.



Benvenuti Nel Mio Giardino
Welcome to my garden.

“Big City Lights” Region 6 Meeting Review

By Susan Mauthe

Daylily Growers of Dallas hosted this year’s “Big City Lights” on May 31, 2024, through June 1, 2024. We based our meeting in Terrell, Texas, at the local Fairfield Inn and Suites. We had opened registration up for 50 attendees and almost reached it! We had 49 participants registered, although three participants had personal and/or medical conflicts before the event. We hope those individuals are doing well and hope to see them at the next meeting. For those wanting information on the plant given at registration, it is a 2024 registration from Dan Hanson, and the name is *H. ‘Dallas Big City Lights’*. It is now listed in the ADS Daylily Database Search:



H. ‘Dallas Big City Lights’ (Hansen-D, 2024)

height 36 inches (91 cm), bloom 6 inches (15 cm), season E, Rebloom, Evergreen, Tetraploid, 15 buds, 3 branches, Maroon with notched, veined blue eye, thin cream edge, big triangular lemon throat, open form.

Texas's huge storm system moved through the area the week before the meeting. This caused lots of extra traffic for attendees to drive through on their trek to Terrell. Because of the debris and power outages, we had an additional five participants who were not able to make the meeting. This also caused several participants to be exhausted before we ever began the weekend's festivities! The annual auction was more subdued, although we still collected \$2,577.00 from the sixty-seven plants in the auction. This year, we had several duplicates as the sixty-seven plants were only thirty-seven different cultivars. I

could not tell you what we spent on the auction plants, so that total is not a profit. I am sure we will get a treasurer’s report telling us what was actually made. Besides, the Region also collected money on silent auction items donated by each club. Remember, our biggest Regional expense is our award-winning *Daylilies of the Southwest* newsletter, which Peggy Cathey assembles for us. Thanks, Peggy!

Before the festivities began on Friday, Brant and I both went through the Exhibition Judges Clinic 2. Patricia Kyser did an excellent job helping us learn the ropes and reviewing what we studied before in Clinic I that we read online. Velia Sanchez-Ruiz also taught a refresher clinic on the Exhibition Judges Clinic III. In addition, the Region 6 Officers held their annual board meeting before the auction and evening activities. Bill Walker recently had to step down as the Regional Director due to health issues. We will miss you, Bill, and hope to see you at various meetings and shows! Mike Peppers stepped up and is now acting as Regional Director, Secretary, and Treasurer! Since our Youth Liaison position is open, Mike, do you want to do that too?! Just kidding! We appreciate your service on the Region Board. Thanks to all of our Regional Board Officers/Members! Because you are willing to serve, we can keep up our activities and programs.

After the auction, we heard from Pam Smith. She was the Park Landscape Manager for the City of Farmer’s Branch, Texas, where she served the residents for 25 years! She did a fantastic job showing us different landscaping ideas that she had the privilege of making happen during her tenure as Park Landscape Manager. She also showed us pictures of other gardens and told us where some of her inspiration came from.

Unlike the cobbler whose children had no shoes, Pam has around 100 roses incorporated into her own home garden. She was blessed to make a living doing and sharing what is her passion. Currently she is enjoying sharing that passion with a new generation through her four grandchildren. There is joy in each day as the landscapes evolve, the roses bloom, and nature sings.

Pam requested that she be allowed to participate in all our activities through the weekend. After the last stop on our tours on Saturday, we requested everyone to write down three things that each participant liked at each garden location. Although these were anonymous comments, Pam wrote a note on hers. “Thanks so much for including me in the tour! Great day with old friends and

new friends!” It was fun having you join us, Pam!

Our Garden tours started early Saturday morning. Brant and I were over the activities on the bus, so we had lots of things to fill out! Tim Closs and Brant are over Publicity, so we first had everyone fill out the “Popularity Poll” as well as the “Open Poll Survey” that listed the top five surprise cultivars that outperformed all expectations in the serve heat and cold of 2023 and before. It also included the bottom five, or your worst disappointments, in your garden, which you thought would do much better. I will let them give you the results of that questionnaire!

We first traveled to Hooker and Bonnie Nichols Garden in Terrell. They also hosted the Region 6 Seedling Beds. Jeff Breitenstein, Awards and Honors Chair, handed out ballets and stayed by the beds to answer questions while everyone voted. I was very happy about this because I wasn’t sure what I was supposed to vote on! I thought that I could only vote on the “Annie T. Giles Award” since I am from the host group! I’m still learning! Thanks everyone for your patience with me! Little did I know that these seedlings are submitted up to a year before and monitored by whoever is hosting the Awards Beds. Jeff will have to report on the winners because I have slept since this fun-filled weekend. I do remember that one of the winners registered their seedling since submitting it so they could no longer win. It was great having several of the seedlings in bloom during the judging process.

I mentioned earlier that we had various activities on the bus as we traveled to our tour locations. The final activity was to write a few things about each garden stop that you liked. Here are a few comments from the stop at Hooker and Bonnie’s!

Several loved the seedling beds, the variety of plants, the Asiatic lilies, garden art, Hooker’s seedlings, hosts garden knowledge, the large number of seedlings, irises, roses, diligence in using name tags, and the ease of walking between rows.

Several flowers were specifically mentioned. These included the *H. ‘Spirit of Halloween’*, *H. ‘Rosabelle Van Valkenberg’*, *H. ‘Mango Meltdown’*, *H. ‘Hanalei Bay’*,



H. ‘Rosabelle Van Valkenberg’

H. ‘Stippled Tease’, *H. ‘Dallas Star’*, *H. ‘Micro Dots’*, *H. ‘Nowhere to Hide’*, *H. ‘Golden Warrior’*, *H. ‘Dorothy and Toto’*, and *H. ‘Looking Back’*.

There were also snacks available, and people commented on the coffee! You would think we were early or something! They also mentioned the



cranberry coffee cake and the white chocolate macadamia cookies.

Between the Nichols’ garden and the stop at Pat and Doug’s garden, we played a game of “Daylily Jeopardy!” that I created especially for this event. It took almost the entire hour of travel time. The questions and answers may be difficult to read, but here are the answers. Sample question and answer: *Daylily Parts for 400: I am not under ground but I’m close to the surface.* Answer: *What is the crown of a daylily.*

Daylily Parts	Region 6, The Level	Leaf of Flower	Judging Criteria of 50 Name	Wild
100 The part of the flower that is considered the secondary stem.	100 The part of the flower that is considered the secondary stem.	100 The part of the flower that is considered the secondary stem.	100 The part of the flower that is considered the secondary stem.	100 The part of the flower that is considered the secondary stem.
200 The part of the flower that is considered the secondary stem.	200 The part of the flower that is considered the secondary stem.	200 The part of the flower that is considered the secondary stem.	200 The part of the flower that is considered the secondary stem.	200 The part of the flower that is considered the secondary stem.
300 The part of the flower that is considered the secondary stem.	300 The part of the flower that is considered the secondary stem.	300 The part of the flower that is considered the secondary stem.	300 The part of the flower that is considered the secondary stem.	300 The part of the flower that is considered the secondary stem.
400 The part of the flower that is considered the secondary stem.	400 The part of the flower that is considered the secondary stem.	400 The part of the flower that is considered the secondary stem.	400 The part of the flower that is considered the secondary stem.	400 The part of the flower that is considered the secondary stem.
500 The part of the flower that is considered the secondary stem.	500 The part of the flower that is considered the secondary stem.	500 The part of the flower that is considered the secondary stem.	500 The part of the flower that is considered the secondary stem.	500 The part of the flower that is considered the secondary stem.

Daylily Parts	Region 6, The Level	Leaf of Flower	Judging Criteria of 50 Name	Wild
100 The part of the flower that is considered the secondary stem.	100 The part of the flower that is considered the secondary stem.	100 The part of the flower that is considered the secondary stem.	100 The part of the flower that is considered the secondary stem.	100 The part of the flower that is considered the secondary stem.
200 The part of the flower that is considered the secondary stem.	200 The part of the flower that is considered the secondary stem.	200 The part of the flower that is considered the secondary stem.	200 The part of the flower that is considered the secondary stem.	200 The part of the flower that is considered the secondary stem.
300 The part of the flower that is considered the secondary stem.	300 The part of the flower that is considered the secondary stem.	300 The part of the flower that is considered the secondary stem.	300 The part of the flower that is considered the secondary stem.	300 The part of the flower that is considered the secondary stem.
400 The part of the flower that is considered the secondary stem.	400 The part of the flower that is considered the secondary stem.	400 The part of the flower that is considered the secondary stem.	400 The part of the flower that is considered the secondary stem.	400 The part of the flower that is considered the secondary stem.
500 The part of the flower that is considered the secondary stem.	500 The part of the flower that is considered the secondary stem.	500 The part of the flower that is considered the secondary stem.	500 The part of the flower that is considered the secondary stem.	500 The part of the flower that is considered the secondary stem.

Daylily Jeopardy-questions and answers

We had two Blue Moon gift cards to hand out as prizes, but our game consisted of two teams. Therefore, we had the winning team members write down their name on a piece of paper. Then someone from the losing team picked two of the names from a bag. Our winners were Keith Hayward and Suzanne Adair! At least I think that’s who won. Luckily I don’t really have to remember that! You know who you are! You got your prize!

Next stop was Pat Weller and Doug Dutton’s garden in Tyler, Texas. I loved the uphill look as we drove up and saw all the garden beds. Beautiful layout! I had been to Bonnie and Hooker’s before, but this was my first visit to Pat and Doug’s.

Comments we had from their garden were as follows: easy to read plant labels, great tomatoes, poly seedlings, beautiful setting, lots of variety, garden art, garden house and hydroponics, friendly hosts, ease of walking among the daylilies, large clumps of registered cultivars, large selection of seedlings, (looking forward to seeing some registered!), immaculate beds, ability to purchase, diamond dusting, chickens, great drainage camouflaged into gardens, greenhouse, the large wooden mushroom grouping, hospitality, and lots of small and miniature daylilies!

Named daylilies that were mentioned included: *H.*



H. 'Fire and Wind'

'Lilians White Lies', H. 'Fire and Wind', H. 'Crabby Old Man', H. 'Carrot Crest', H. 'The Bulldog Growl', H. 'Stop the Car', H. 'Band of Blue', and H. 'Runke'.

Our final stop was at Blue Moon Nursery in Chandler, Texas. We had time to stop and shop before our discussion and lunch. Then we shopped again!

Sharon Smith gave a lecture that was more of a show and tell. We were shown several different plants and given lots of information on the nursery's availability. She was very knowledgeable and loved cutting up with us all. It was nice that she talked about annuals as well as perennials.

Comments made were great presentation, excellent customer service, great selection of plants and gift ideas, well-manicured nursery, variety of healthy unique plants, delightful experience, good prices, animal-themed pots, the fountain, hospitality of previous and current owners, and lunch!



You would think people were hungry or something because lunch was mentioned several times! We got a group photo before we all left although several people had already left and are not in the photograph.

The ride back to the hotel in Terrell was a time to relax and fill out the last questionnaire of what everyone liked about

each stop. That's where I have gotten my comments from for each location. We were very happy that the rain held off until our trip back to the hotel! We had a wonderful driver, Angela, who did an amazing job with all the hairpin turns in such a large bus! Thank you to everyone who contributed to increasing her tip at the end of the day. She was amazing.

Back at the hotel we closed out the weekend with the final times to bid on the silent auction items and to purchase more raffle tickets. We also had a bit more time to visit with new and old friends. Our Italian dinner was followed by the Region 6 Meeting run by our President, David Freshour. I am sure someone will make some kind of meeting notes that will outline what all took place. The highlights that I remember included Jeff giving out the awards for the seedling beds, Eddie Raye paying tribute to friends we have lost over the last year, reports from our treasurer, publicity, and educational program updates. Following the meeting we also handed out all the silent auction and raffle items for everyone to take home.

Thank you to everyone that worked hard to make this weekend come together. Thank you for all the help cleaning things up at the end of the weekend as well.



Front row: Keith Milton Hayward, Pierson, Loris Garrett, Don Andrews, Eddie Raye Andrews, Suzanne Adair, Velia Sanchez-Ruiz, Ellen Singleton, Pam Smith (guest speaker), Jan Lalor, Michael Reed (row 2) Susan Mauthe, Jeane Waller, Brian Goodman, Janet Goodman, Nancy Freshour, David Freshour, Vernon Wallis (3rd row) Brant Mauthe, Tim Closs, Peggy Cathey, Dan Cathey, Skottie O'Mahoney, Malcolm Avaritt (back row) Mary Ellen Reed, Josh Mauthe, Mary Alice Caffarel, Mike Peppers, Dean Reusser (Oklahoma), Jeff Breitenstein, and Marti Zuber.

Region 6 American Daylily Society – 2024 Popularity Poll Ballot

Voting Requirements:

- All ADS Region 6 members are eligible to vote and should participate. This data will help determine the future of the Popularity Poll in Region 6 and serve as a resource for new members and the interested general public.
- Vote for up to, but no more than ten (10) cultivars. Note: a valid ballot may consist of only one vote.
- For Dual Memberships, the second member should use another ballot. Each member votes!!!!
- Price need not be considered. Vote for new or oldies - it is your personal favorite that counts.
- Select your favorite registered, well-established cultivars (no seedlings) which you have observed in your garden or garden visits.

Mail or email your choices to your Regional Tabulator, Tim Class, 1371 Carlo Dr., Princeton Texas 75407 or email to b-efarm@att.net. You **CANNOT** vote directly on the ADS website under Popularity Poll, since ADS is no longer sponsoring the Popularity Poll. You **CAN** vote, using the google form link listed, which is listed here <https://forms.gle/vz01jLEwvXYyUEmT8>. Whichever submission method you choose, please submit your ballot **only once**.

Vote for up to 10 of your favorite daylilies. Postmark deadline is **SEPTEMBER 30th, 2024.**

<input type="checkbox"/> Adventures in Dz	<input type="checkbox"/> Gulf Coast Three Brothers	<input type="checkbox"/> Skinwalker
<input type="checkbox"/> All About Eve	<input type="checkbox"/> Gulf Coast Treasure Chest	<input type="checkbox"/> Spacecoast Sweetness
<input type="checkbox"/> Aly Marie	<input type="checkbox"/> Halloween Masquerade	<input type="checkbox"/> Spacecoast Tiny Perfection
<input type="checkbox"/> Big Doc	<input type="checkbox"/> Hillbilly Heart	<input type="checkbox"/> Stop The Car
<input type="checkbox"/> Black Ambrosia	<input type="checkbox"/> Jelly Filled Donut	<input type="checkbox"/> Texan to the Bones
<input type="checkbox"/> Black Friday	<input type="checkbox"/> Julie Newmar	<input type="checkbox"/> Thin Man
<input type="checkbox"/> Born in Texas	<input type="checkbox"/> King Kahuna	<input type="checkbox"/> Thomas Tew
<input type="checkbox"/> Bullfrog Kisses	<input type="checkbox"/> Lake Jackson Beauty	<input type="checkbox"/> Tuscaloosa Snowdrift
<input type="checkbox"/> California Sunshine	<input type="checkbox"/> Lemon Go Lightly	<input type="checkbox"/> Victorian Lace
<input type="checkbox"/> Colonel Jim Scheurich	<input type="checkbox"/> Lil' Black Buds	<input type="checkbox"/> Walking Stick
<input type="checkbox"/> Color Me Happy	<input type="checkbox"/> Lone Star Back Forty	<input type="checkbox"/> Wild and Free
<input type="checkbox"/> Cool Composure	<input type="checkbox"/> Lone Star Big John	
<input type="checkbox"/> Cream and Sugar	<input type="checkbox"/> Lone Star Purple Circle	
<input type="checkbox"/> Dallas Divine	<input type="checkbox"/> Lone Star Red Stallion	
<input type="checkbox"/> Dallas Legacy	<input type="checkbox"/> Lone Star Wagon Wheel	
<input type="checkbox"/> Dizzy Miss Lizzy	<input type="checkbox"/> Lulu's Magic	
<input type="checkbox"/> Dorothy and Tato	<input type="checkbox"/> Mildred's Endless Support	
<input type="checkbox"/> Double Cranberry Ruffles	<input type="checkbox"/> Mint Octopus	Write-ins: (Maximum # than 10)
<input type="checkbox"/> Dowager Empress	<input type="checkbox"/> Nacogdoches Pansy	<input type="checkbox"/>
<input type="checkbox"/> Dutch Yellow Truffle	<input type="checkbox"/> One Eye Willie	<input type="checkbox"/>
<input type="checkbox"/> Ernie's Cajun Wit	<input type="checkbox"/> Patsy Carpenter	<input type="checkbox"/>
<input type="checkbox"/> Ernie's Obsession	<input type="checkbox"/> Paula's Guidance	<input type="checkbox"/>
<input type="checkbox"/> Evening Enchantment	<input type="checkbox"/> Red Chile Rendezvous	<input type="checkbox"/>
<input type="checkbox"/> God Save the Queen	<input type="checkbox"/> Renegade Lady	<input type="checkbox"/>
<input type="checkbox"/> Guadalajara	<input type="checkbox"/> Rose F. Kennedy	<input type="checkbox"/>
<input type="checkbox"/> Gulf Coast Allyson	<input type="checkbox"/> Sergeant Major	<input type="checkbox"/>
<input type="checkbox"/> Gulf Coast Angel Eyes	<input type="checkbox"/> Siloam Double Classic	<input type="checkbox"/>
<input type="checkbox"/> Gulf Coast Aunt Evelyn	<input type="checkbox"/> Silver Run	<input type="checkbox"/>
<input type="checkbox"/> Gulf Coast Beach Baby	<input type="checkbox"/> Simply Karen	
<input type="checkbox"/> Gulf Coast Big Peach		
<input type="checkbox"/> Gulf Coast Gentle Sue		
<input type="checkbox"/> Gulf Coast Big Peach		

Name _____

Address _____

Please include the name of the club that you belong to by checking the box(s) below:

<input type="checkbox"/> Albuquerque Daylily Society
<input type="checkbox"/> Austin Daylily Society
<input type="checkbox"/> Brazosport Daylily Society
<input type="checkbox"/> Cypress Creek Daylily Club
<input type="checkbox"/> Daylily Growers of Dallas
<input type="checkbox"/> Golden Spread Daylily Society
<input type="checkbox"/> Houston Hemerocallis Society
<input type="checkbox"/> Johnson County Iris & Daylily Society
<input type="checkbox"/> Lone Star Daylily Society
<input type="checkbox"/> North Texas Daylily Society
<input type="checkbox"/> No club affiliation

This is the full listing for the Hall of Fame:

Beautiful Edgings	Lacy Marionette
Bela Lugosi	Lavender Blue Baby
Bitsy	Little Orange Tex
Cosmic Kaleidoscope	Midnight Magic
Ed Brown	Ming Porcelain
Elizabeth Salter	Orange Velvet
Foiled Me	Primal Scream
How Beautiful Heaven Must Be	Red Volunteer
Ida's Magic	Rosie Meyer
Just For Joanne	Ruby Spider
Jason Salter	Sweet Patootie
Joan Senior	Witches Wink
Free Wheelin'	

Please do not vote on these "Hall of Fame" daylilies as that vote will not be tabulated in the final tabulation for 2024.

How to Plan a Region 6 Meeting and Garden Tour

From a Newbie

By Susan Mauthe

(A collaboration from Malcolm Avaritt, Tim Closs and Brant Mauthe)

I am told that I can't really be called a "newbie" anymore. However, this process was new to me, so I will keep that title! If you have ever planned a major group event, you know that it must be the work of a committee. That committee can be as small as two and as large as you want. I hesitate to put a number on that! Regardless of how many workhorses you have to help, someone must be in charge. Daylily clubs are not mandatory clubs that require you to do anything. Therein lies a challenge. It means finding the support or "workhorses" needed to accomplish the event is harder. You will likely need to make assignments, and I hope everyone is willing to help support you.



Now, let's get down to business! What questions do you need to answer first? (Not in any particular order.)

1. Are there any gardens within your group that you could visit during the meeting time?
2. Is there a hotel close enough to allow tours? If you aren't doing any tours, what other nearby sites and events could attendees visit?
3. Travel. How close are you to an airport? Are you more accessible by car? How are you getting to the tours?
4. Auction! This is not a question! We have an auction to raise money for the publication of our Regional newsletter. All auction funds go to the Region.
5. Registration. Also, it's not a question; it's a must!
6. Will you have a raffle and silent auction area? These funds go to the club hosting the event.
7. Are you going to request club baskets? These funds also go to the Region.
8. What kind of food will you provide? How many meals? Will you provide snacks during registration and/or garden tours?
9. Is there a time that you can hold training classes?
10. What will the schedule look like?

I am sure I am missing some steps, but let's break this down!

Gardens

Are there any gardens in your club boundaries that will be in bloom at the time of the meeting?

Yes. That's great! How many gardens can you tour? It doesn't have to be an official display garden. It can be someone's yard that shows a variety of plants and landscaping options. We are a daylily group, but I think we all enjoy many plants and flowers. Make sure the owners are receptive to a visit from all attendees. Schedule a time that would allow you to have the best bloom show. After all, how many of us want to tour a garden when nothing is blooming? How long does it take to get from one location to another if you have multiple options?



Is there a garden that can host the Award Beds? These beds need an area for seedlings from the host group and an area for seedlings from the rest of the Region. The Regional Awards and Honors Chair (Jeff Breitenstein) handles the particulars of the judging of these beds for the "Annie T. Giles Award" (host group) and the "Edna Lankart Award" (non-host group). I typed out the program this year and had to ask for clarification on these awards. I did not know seedlings had to be submitted up to a year in advance! It is also important to remember that whatever is submitted should not be in early or late bloom because you want it to bloom during the garden tour. It is hard to judge a seedling when it is not in bloom!

No. Maybe you could host a fall meeting where we do not tour gardens.

Hotel Accommodations



If you have a garden or gardens to tour, is a hotel available within driving distance of the garden(s)? Remember that you will need a meeting place large enough to hold the allotted number of attendees you are expecting. You will also need space to keep all the auc-

tion plants, raffle, and silent auction items. Last year, the auction plants and eating/meeting area were in one room, while the raffle/silent auction items were in a separate room. This year, we held everything in the same room.

You will also need a place to set up for registration away from any training classes being taught. Is there a place where the Region 6 officers can meet for a meeting before the events start? You don't need large areas for these trainings and meetings. However, they do need to be somewhere where things can be discussed and not be easily interrupted.

Okay, you've been able to accommodate the meeting spaces needed. Will the hotel allow you to set up several rooms at a special rate for the event? This rate is generally given to a set number of rooms for a given period of time. This year, we found that the hotel wouldn't honor the rate if individuals booked their rooms within a month of the meeting.

Does the hotel allow you to bring in your own catering? Some hotels will only allow you to use their specified suppliers/caterers. This limits your meal options and is often at a premium price. Are there meal options away from the hotel that would work better? We will explore this more in the food section.

Travel

This is a topic that covers a couple of areas! First, we have to travel to the event. Are you near an airport? We don't generally provide transportation to the event for those flying in. They can rent a car or schedule an Uber. However, make sure there are options that they can choose. Not all areas have alternative transportation options available. For car travel, are you in an area that comes up on Google Maps? Some remote areas don't track very well. We don't want to have participants lost!

The second type of travel to consider is travel to the garden(s). Renting a bus is expensive! There are pros and cons to the bus issue. Renting a bus allows everyone to travel

Plant Name	Quantity	Plant Description	Plant Photo	Plant Price
Daylily	10	Orange Daylily		\$200
Daylily	10	Yellow Daylily		\$200
Daylily	10	Pink Daylily		\$200
Daylily	10	White Daylily		\$200
Daylily	10	Red Daylily		\$200
Daylily	10	Blue Daylily		\$200
Daylily	10	Purple Daylily		\$200
Daylily	10	Black Daylily		\$200
Daylily	10	Green Daylily		\$200
Daylily	10	Orange Daylily		\$200
Daylily	10	Yellow Daylily		\$200
Daylily	10	Pink Daylily		\$200
Daylily	10	White Daylily		\$200
Daylily	10	Red Daylily		\$200
Daylily	10	Blue Daylily		\$200
Daylily	10	Purple Daylily		\$200
Daylily	10	Black Daylily		\$200
Daylily	10	Green Daylily		\$200


together and renew friendships with other participants. This can also be done on a smaller scale in individual vehicles. This year, we kept people on the bus occupied by playing Daylily Jeopardy during the bus ride. Renting a bus alleviates any insurance concerns should an accident happen. Most individual poli-



cies cover other occupants in the vehicle, but the expense falls on the vehicle's owner. However, there are some people who have issues riding on buses. Be it car sickness or the noise level, these are real concerns. You will also need a car to follow the bus if someone gets sick or hurt and needs medical attention. Or, maybe just run to the store because the bus ran out of hand sanitizer in the bathroom! It is hard to plan for every contingency.

If you are using a bus, it helps to have some snacks after the first tour and on the drive to the next tour. Snacks could include water, something sweet, and something salty. Providing cold drinks at the garden tours is also a good idea. Other food items are not necessary at each garden location but can be provided as well. The biggest thing needed is ice-cold drinks! The bus snacks are generally non-perishable and not chilled.

Auction



This is the Region's money maker to help pay for the Regional newsletter published three a year. It averages \$2000 per issue to print! I have been to two spring Meetings and one fall Meeting. I learned at this meet-

ing that the auction items, lists, and the running of the auction are mainly handled by Tim Closs and Malcolm Avaritt. This is HUGE! Plants need to be purchased, cared for, and transported to the event. An auction list with plant names and descriptions must also be created. Don't forget to collect pictures of each of the flowers! People are more prone to bid on a plant if they know what it is supposed to look like. Then there is also getting the said list printed in time to be put in each registration bag. It was proposed that we figure out a way to alleviate this responsibility from Malcolm and Tim. Are they our only auctioneers? They do a great job!

Whether in an auction house or a small group like us, auction rules must apply. We can't arbitrarily decide after we have bid and won an auction item that we aren't going to pay for it. We bid per item, even if there are multiples of said item. Please be respectful of everyone's time and energy. Keep in mind that this is for the Regional Newsletter!



Keep in mind that you need the auctioneers, at least two people to tally the bid numbers and amounts for each item, and support people to handle the plants and give them to the highest bidders. I understand Loris Garrett and Sandy Roberts have been that support for Tim and Malcolm for many years.

Registration

Once the dates and places have all been set, you have a better idea of the expenses you will have in hosting the meeting. That means you can now determine how much registration will be. You can also determine what your break-even participation number needs to be. Registration can start a good year in advance but must be at least six months. The person you choose for registration CANNOT be your treasurer! Any time money is handled there needs to be at least two people involved. We trust each other, I hope. However, we do not want to put anyone's integrity in question by not having some checks and balances in place. Registration fees can also be raised to a higher rate a month before the event. This is primarily because things are already being purchased and assembled for the event. It is up to the host group if a refund is given in full, partial, or not when notified before the event begins. Again, it is primarily determined by what things are already purchased and printed.



Registration also consists of assembling the registration bags. Each registration bag should include a program, auction list, bidder number, name tag on a lanyard, pen, and notepad. Anything over and beyond that is up to the host group. This can include chapstick, sunscreen, promotional information on local events, etc. Bus Plants – why are they called bus plants? – are also given as participants check-in upon arrival. Purchasing tote bags, name tags, pens, and notepads generally doesn't take a lot of time and can easily be purchased on Amazon in large quantities. Again, how many participants are you expecting? Maybe large quantities are not actually needed.

Registration also consists of assembling the registration bags. Each registration bag should include a program, auction list, bidder number, name tag on a lanyard, pen, and notepad. Anything over and beyond that is up to the host group. This can include chapstick, sunscreen, promotional information on local events, etc. Bus Plants – why are they called bus plants? – are also given as participants check-in upon arrival. Purchasing tote bags, name tags, pens, and notepads generally doesn't take a lot of time and can easily be purchased on Amazon in large quantities. Again, how many participants are you expecting? Maybe large quantities are not actually needed.

Raffle / Silent Auction

Raffle and Silent Auction items are sold for the benefit of the host group. This is where you can make some money that can also alleviate expenses should the participation numbers not hit your break-even number. Not that that's the only purpose for having a raffle / silent auction. Items can be purchased, or host group members can donate them. Whatever works best for your group. Raffle canisters that have been used are empty large M&M containers, as pictured. We collected them from last year's meeting. We have them still, and next year's group is welcome to come get them from us!



The pictures are gold! Make sure you have pictures of any plants you have so that people can see what they are. Seldom are things in bloom on the day of the auction! Luckily, we had several in bloom this year, although we also had pictures attached.

I also thought it was interesting that the Silent Auction sheets we created had a place for the bidder's name and phone number. We have contact information for everyone on the registration lists, so there is no need for a contact number. However, if your registration list is not easily accessible during the event, a phone number is helpful in the event the highest bidder leaves the event early and you need to contact them. I also found it interesting that some people wrote their names on the sheets while others just wrote their bidder numbers. In some cases, it made others want to bid against the individual bidding. In other cases, it made them stop the bidding. Neither method is bad or good.



Ensure that your items for bid or silent auction are always monitored. If you do not have someone monitoring them, make sure there is a way to close it off so nothing gets destroyed or stolen. Keep in mind that we are at public locations, and others can walk in at any time. Again, money matters! Make sure there are two there to handle the money.

Club Baskets

It is up to the host group whether to request each club submit a club basket to be raffled off. This can also be a silent auction item if you prefer. Just remember that income from club baskets should go to the Region. It is best to set a minimum and/or maximum value for each basket.



Food /Meals

Generally, we have an evening meal on Friday and then all three meals on Saturday. Remember that you do not have to eat every meal at the hotel! Breakfast is easy because most hotels provide a continental breakfast already. Lunch is generally off-site at a garden or other location. Dinner can be served at the hotel or in a garden. It all depends on how far away your gardens are and where you are at mealtimes. We are a social group so make sure you have places where participants can also sit and visit.



It works great to assign someone in the host group to pick up the meals preordered from local restaurants. Just keep in mind that Italian dishes are generally larger than other meals. It is also good to decide beforehand what you will do with extra food after meals.

Most places you order food from have a specific serving size, so just give them a head count on how many people are being fed. In other places, using this formula I've used for years is a good idea! The main dish is ¼ pound per person. Salads are about half to three-fourths the head count. Then you add up how many sides you have and divide it among the headcount to determine how much of each side to get. Say you have 100 people. That would be 25 to 30 pounds of the main course. The salad would be 50 to 60 servings. Then, say you have green beans, corn, bread, and mashed potatoes. Each side would be 25 servings each. You can adjust the sides to reflect which ones you think most people will eat more of. Always round up any fractions in your calculations.



Training Classes


You can work with the Region 6 Exhibition Judges Liaison (Patricia Kyser) and the Garden Judges Liaison (Amy Howard) to determine if instructors can be found to teach the appropriate classes. They will need a place to teach and may need other supplies like daylilies to judge!

Make sure you note if any classes are available on your registration information. You can also ask on the registration form if anyone wants or needs a class. Then, based on who signed up for one, determine if you will offer it.

Schedule

The schedule is a major part! It will keep everyone in line regarding where and when everything is taking place. If you are having tours, make sure someone drives the route so that you have accurate travel times.

Contact the previous host club if you don't know what to include in the program. I am sure they will be willing to send you a template of what they used. There is no need to reinvent the wheel. We are a social club and can help each other out!



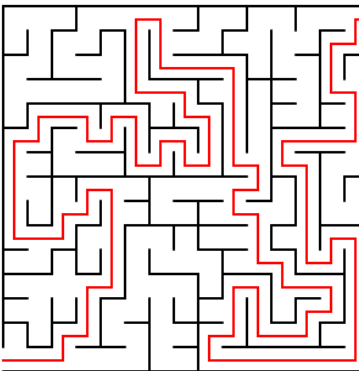
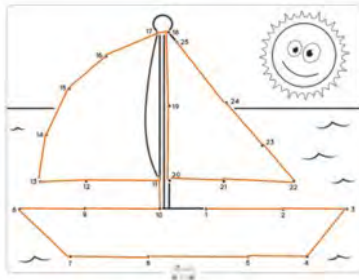
I hope this helps everyone understand what goes into planning a Regional Meeting. They are lots of work but also lots of fun! It is great to get together and renew friendships and make new friends. The most important thing to remember is that we need to be able to enjoy ourselves while getting the work done!

Youth Puzzle Solutions

Answers to page 16 puzzles

Word search grid with solutions circled:

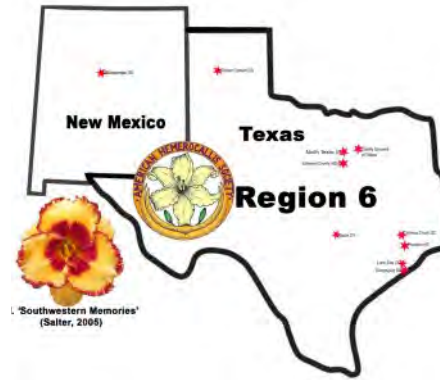
K Q L I A T W O L L A W S A G
 U L S S H X S V U O V B U I X
 B Y B T R A N Q U I L A C N P
 U K H C F B P I O H C G Z X H
 N A S H A P P Y L N C F J M I
 Y E E R F E R A C V K L C A F
 L A R V D K A D I A B Z O R V
 F M F Q L A N I D R A C L G S
 N G N I D N E R E V E N O A J
 O L P V A O Z F O Y Q X R R U
 G A H L C Q D G C Q J J F I E
 A T E O R M S O Y Z O O U T Y Y
 R E M O Q U O Q E T B K L A B
 D E T T L L A N I I H M Z D D
 M Q P T T G D R D M X T C Y O
 C L R N O L E M R E T A W C O
 H Y Z B E F I R E F L Y E K G
 I H N S R J B Z W Y K C G P V
 D O S F O R E V E R W O N B J
 A E T I B K R A H S Y O Z V H



Summertime Crossword Puzzle

12 U M B E A C H B A L L W
 T B I R D R E A C H B A L L
 E I C E C R E A M T E R
 L L S A M S E R M
 L C A M P F I R E L L O K I T E
 L B O M O U N T A I N S
 A T E N T L L H E L L
 11 M O U N T A I N S
 9 S H E L L
 8 F I R E

ADS Region 6 Daylily Clubs



Albuquerque Daylily Society

President—Amy Howard & Will Ferrell
3312 Ronda De Lechugas NW
Albuquerque, NM 87120
(505) 250-2318, hemiaym@gmail.com
Website: www.albuquerquedaylilysociety.org/

Austin Daylily Society

President—Suzanne Adair
11519 Antigua Dr.
Austin, TX 78759
sadair25@austin.rr.com
Website: <http://www.austindaylily.org/>
<https://www.facebook.com/AustinDaylilySociety>

Brazosport Daylily Society

President—Jeane Weller
601 Jimmy Philips Blvd.
Angleton, TX 77515
(979) 236-0099 jpweller99@gmail.com
<https://www.facebook.com/brazosportdaylilysociety>

Cypress Creek Daylily Club

President—Jeannie Mallick
9718 Sotherloch Lake Dr
Spring, TX 77379
(281) 251-3913, jfmallick@sbcglobal.net
Website: cypresscreekdaylily.wixsite.com/ccdc

Daylily Growers of Dallas

President—Malcolm Avaritt
4121 Stonewood Circle
Midlothian, TX 76065
(972) 723-0920, malcolm.avaritt@sbcglobal.net
Website: <https://www.facebook.com/daylilygrowersofdallas/>

Golden Spread Daylily Society

President - Doug Smith
726 Lefors
Pampa, TX 79065-4824
xeriscapegarden@sbcglobal.net

Houston Hemerocallis Society

President - Marti Zuber
805 E. 28th
Houston, TX 77009
(713) 542-3948 martizuber01@gmail.com
Website: <http://www.ofts.com/hhs>

Johnson County Iris & Daylily Society

President - Janet Goodman
410 West Third
Cleburne, TX 76033
(817) 31-3181 janet.goodman@pinbank.com
Club Email: iris.daylilies@gmail.com
<https://facebook.com/johnsoncountyirisanddaylilysociety>

Lone Star Daylily Society

President - Beki Spearman
12630 Adirondack
Houston, TX 77089
(281) 513-2683 fsandbs@att.net
Website: <http://www.lonestardaylilysociety.org/>

North Texas Daylily Society

President - Rebecca Reed
717 Hurstview Dr.
Hurst, TX 76053
becca267@hotmail.com
Website: <http://www.northtexasdaylilysociety.org/>

A

Ibuquerque Daylily Society

Amy Howard
Club Reporter

<http://www.albuquerquedaylilysociety.org/>

Albuquerque, NM

Greetings, daylily addicts! We are currently in early July and enjoying a period of peak bloom here in Albuquerque, along with an early monsoon season interspersed with drier 100-degree days. The flowers have been really lovely! We recently met up at Will Ferrell's and Bill Walker's for a member and prospective member garden



Bill Walker garden tour

tour, and Margo Murdock had her annual Fourth of July open garden. It is always a good time seeing the new and classic blooms and daylily friends!

We held our 37th daylily show several weeks ago, which employed an Olympic theme. We always look forward to entertaining our judges! This year, we enjoyed having Tim Closs and Mike Peppers from Texas, Daniel Lowe from Phoenix, Linda Kellerup, and Curtis and Pat Montgomery as local judges to round out our Horticultural panels. We welcomed a new Photography judge this year, Kelly Haller, who is now a local member! This year's hardworking Design judges were Debi Harrington, Beth Schneider, and Mary Gilliam. Many thanks for all the time and effort everyone put in for us! We were concerned about having enough entries to make for a great show since our heaviest hitters, Donna Peck and Donna Bleck, moved from Albuquerque in the off-season, but we managed 80 scapes, 24 photos, and nine design entries. What was neat was that there were no duplicate winners on the head table this year - so many members will enjoy their prize gift certificates from MP Flowers! I do not recall that happening since my time with the club started in 2007.

Our summary of the winners this year:

- Best Extra Large Flower: *H.* **'Spacecoast Tigertail Tango'** (Kinnebrew, 2010) by Margo Murdock
- Best Large Flower/Best In Show: *H.* **'Barbara Mitchell'** (Pierce-C., 1984) by Amy Howard
- Best Small Flower: *H.* **'Green Flutter'** (Williamson, 1964) by Debra De La Torre
- Best Miniature Flower: *H.* **'Patchwork Puzzle'** (Salter, E.H., 1990) by Barbara Shapiro
- Best Double, Multiform, Polymerous Flower: *H.* **'After The Fire'** (Petit, 2003) by Will Ferrell
- Best Spider: *H.* **'Chevron Spider'** (Hansen, 1992) by Debi Harrington
- Best UF: *H.* **'Topguns Okie Twister'** (Scott, B., 2005) by Carla Chirigos
- Best Off Scape: Alyssa Kolski
- Best Photo: Carla Chirigos
- Design Sweepstakes: Jennifer Moreno
- Horticultural Sweepstakes: Margo Murdock



Judges Curtis Montgomery, Mike Peppers, and Tim Closs, and clerk Debra De La Torre

For the first time in many years, we did not sell out at the accompanying sale, even though Barbara Shapiro and helpers worked diligently and did their best. We will explore more publicity strategies next year to help with this- in the meanwhile, some members are growing out the

leftovers for Margo's Elite sale in August (JD Stadler cultivars in the spotlight this year) and for an educational outreach opportunity for the Placitas garden tour in September. Other activities planned for the season include a Fall Sale with home-dug favorites (Late September), a slideshow of garden favorites and National Convention

photos, and hopefully a hybridizer presentation via Zoom. We also coordinate with our local Garden Council to participate in the NM State Fair and Halloween Glow N' Stroll. I am looking forward to the cooler weather, indeed!



Head table, Albuquerque Daylily Society Show, June 23, 2024



Jennifer Moreno with her Design Sweepstakes ribbon



Member Alyssa Kolski with Mabelle Jean celebrating Best Off Scape

A

ustin Daylily Society

<http://www.austindaylily.org/>
<https://www.facebook.com/AustinDaylilySociety/>

Jeff Breitenstein
Club Reporter

Austin, TX



Whew, another Texas summer... It's so hot. I saw a bird pull a worm out of the ground with an oven mitt, and the fire ants are really ON FIRE! We hope you're all doing well and your gardens are surviving the summer.

With the ongoing construction of Zilker's Garden Center and its full calendar of events, our club has had to be a little creative with our meetings and adapt to last-minute changes with grace. Our May meeting had to shift location at the last minute—many thanks to Suzanne and Gary Adair for hosting at their home. We enjoyed a presentation from Robert Martinez, took care of final planning for our show and sale at the end of the month, and enjoyed delicious watermelon margaritas courtesy of Mike Peppers.

Our annual Daylily show and sale was held on the Saturday of Memorial Day weekend in the Garden Center auditorium at Zilker Botanical Gardens. Renovations to the Greene Room moved both grooming and the plant sale outside, but everything ran like clockwork thanks to our Show Chair, Beth Collier. Suzanne Adair, our current club president, sent a wonderful email after the event, which I'll borrow from now to recognize everyone's hard work. We set up the show on Friday with the help of Beth Collier, Suzanne & Gary Adair, Velia Sanchez-Ruiz, and Janice Heiskell. Sarah & Sheri Steinmetz couldn't make the show, but Sarah was there to help us set up. New



Public attendees

members Angela Russell and Sue Verduzco also helped set up and dove right in the next day – helping with placement and clerking! Gary Adair kept classification running smoothly and we were ready for judging right on time.

Our judges this year were David and Nancy Freshour, Maureen and Robert Valenza, and the Austin club's Suzanne Adair and Ellen Singleton. We didn't have a Display Division this year, but Velia Sanchez-Ruiz made two beautiful designs that the public loved—there were lots of great comments on them. Once again, we had photography entries, and Mike Peppers arranged for a professional photographer to judge the images. Skottie O'Mahony won the best photo. We hope to have the judge return for a Fall meeting to provide tips on how to take great pictures of our blooms.



Velia's daylily arrangement



Bruce Threatte, Bert Marcom, Velia Sanchez-Ruiz, David Freshour



Photos display at Daylily show

There were 96 blooms entered for the Horticulture Division. Bruce and Jerre Threatte brought a large number of daylilies to the show - and then Jerre won both Best in Show and Sweepstakes! More award results are below. Many other members brought in blooms, including Janice & Don Heiskell, Louise & Bert Marcom, Skottie O'Mahony, and others. Jeff Breitenstein coordinated the plant sale, bringing in 120 big, beefy clumps from Oakes Daylilies (shout out to Ken Oakes for supporting our club!). Also, thanks to Shirley Friesen, who helped with so many things on the day of the show! It was a great event and could only have been accomplished with the help of so many members. Thank you all!! (if I forgot to mention someone by name, please forgive my fuzzy brain)



Winner table: sections in order left to right, with section 2 (best in show) in the center

2024 Winners, Horticulture Division I

Section 1: Extra Large – *H.* **‘Devonshire’**, from Skottie O’Mahony

Section 2: Large – *H.* **‘Gulf Coast Day for Play’**, from Jerre Threatte

Summer 2024


Section 3: Small – *H.* **‘Black Velvet Baby’**, from Jerre Threatte

Section 4: Miniature – *H.* **‘Little Red Dumplings’**, from Janice Heiskell

Section 5: Double/ Polymerous – *H.* **‘Gulf Coast Ronnie’s Memorial’**, from Jerre Threatte

Section 6: Spider – *H.* **‘Echo Canyon’**, from Bert Marcom

Section 7: Unusual Form – *H.* **‘Eyes Bright’**, from Skottie O’Mahony



Best in Show: *H.* **‘Gulf Coast Day for Play’**, from Jerre Threatte

The following weekend, several members traveled to



Skottie O’Mahony, Velia Sanchez-Ruiz, Suzanne Adair

Terrell, TX, to attend the 2024 Regional, hosted by the Daylily Growers of Dallas. It was a great event. Huge thanks and congratulations to Tim and Malcolm and the whole club for organizing the speakers, garden tours, auction, and boutique. We all had a wonderful time!

Connect With Us

We’re currently on summer break and will resume our monthly meetings in August. Our fall activities will include a plant swap, our annual club daylily order and auction, and a holiday party to wrap up the year. Our Facebook Group page (www.facebook.com/groups/AustinDaylilySociety) has stayed active with frequent posts from member’s garden photos. For more information on the Austin Daylily Society, including the topics of upcoming meetings, please visit our website and Facebook page: <http://www.austindaylily.org> and [https://www.facebook.com/AustinDaylilySociety](http://www.facebook.com/AustinDaylilySociety)

Brazosport Daylily Society

<https://www.facebook.com/brazosportdaylilysociety/>

**Nancy Freshour &
Eddie Ray Andrews
Club Reporters**

We were supposed to have an outside speaker in March, but instead, Eddie Ray Andrews gave a presentation on the Summit Lakes Daylily Display Garden in Browns Summit, NC, by owner Bill Hurt. The presentation covered the creation of the garden and the resulting display of gorgeous daylily clumps.

In April: We had a plant sale on April 6. At our meeting on April 14, we were introduced to a new member, James Kimbrough. Daylily plants were distributed to members for attending at least two meetings. This was our annual gift plants to members. Eligible members draw numbers, and numbered plants are distributed accordingly. Plants were purchased from Loris Garrett & Sandy Roberts and were distributed by Eddie Ray Andrews with their help. Nancy Freshour gave our April presentation in preparation for our May 11 Flower Show & Plant Sale. Nancy handed out copies of the final show schedule and reviewed the timing for show set-up and entry submission and who was responsible for what. In Nancy's following slide presentation, she showed how one can look up a given cultivar on the ADS website and obtain the ADS Flower Show category for that cultivar using "Advanced Search" and how to determine which Flower Show Section would correspond. She also presented the proper way to fill out show Entry Cards, reviewing each part of the card. Nancy answered several questions to help clarify any problems/concerns members might have when looking up cultivars and filling out show entry cards.



Our ADS Flower Show was on May 11 and that is reported separately.

Seven members of Brazosport attended the 2024 Region 6 Meeting in Terrell, May 31-June 1. We all had a great time at the bidding of cultivars and winning prizes in the silent auction.

We attended three gardens. The first was the garden of Hooker and Bonnie Nichols. I took the two photos below of *H. 'Teddy Bears Picnic'* (Moldovan, 2005) and *H. 'Nature's Coffee Club'* (Menges Story, 2005).

Then off to the garden of Pat Weller & Doug Dutton where these two beauties caught my eye. *H. 'Patricia Weller'* (Harry-P, 2017) and *H. 'Free Style'* (Joiner, 1994).

We finished the tours with lunch and shopping at Blue Moon Gardens.



Brazosport members attend 2024 Region 6 Meeting and Garden Tours (l-r) Loris Garrett, Sandy Roberts, Jeane Weller, Eddie Ray Andrews, Donald Andrews, Nancy Freshour, and David Freshour

Photos by Eddie Ray Andrews

2024 Brazosport Daylily Show

By Nancy Freshour

Despite being slightly past peak bloom in our area, I am pleased to report that the Brazosport Daylily Society hosted a beautiful and competitive Flower Show. As the 2024 Flower Show Chair, I want to thank all our members who helped make this show such a success; it could not have been achieved without them.

We had 86 on-scape entries and awarded 40 purple ribbons. The breakdown of entries in each category was as follows: Extra-Large: 1; Large: 36; Small: 18; Minia-

ture: 3; Double, Multiform and Polymerous: 8; Spider: 6; Unusual Form: 8; Youth: 0; Seedling: 6; Achievement Medal Award: 0; Ophelia Taylor Horticultural Award: 0.

Our two panels of experienced Region 6 Exhibition Judges included three judges who had not judged our show before. They were impressed by the quality of the entries.

In conjunction with our Flower Show, we held our second 2024 daylily plant sale.



BDS members helping plant sale customers



Loris Garrett chatting with plant sale customers

(Photos by
Blayne Frieauff)



Visitors admiring flower show entries



Eddie Raye Andrews (standing) with Donald Andrews and Sandra Lockhart at Education Desk

The following are the results of our Flower Show:

Section	Cultivar/Seedling
1 - Extra-Large	<i>H.</i> 'Alive Again'
2 - Large	<i>H.</i> 'Blue Viper'
3 - Small	<i>H.</i> 'Coffee to Go'
4 - Miniature	<i>H.</i> 'Gulf Coast Pansy'
5 - Double, Multiform, and Polymerous	<i>H.</i> 'Twisted Whiskers'
6 - Spider	<i>H.</i> 'Skinwalker'
8 - Unusual Form	<i>H.</i> 'Painted Bunting'
10 - Seedling	20-EMBR-1
Best-in-Show	<i>H.</i> 'Coffee to Go'

Exhibitor(s)
Sandra Lockhart
Loris Garrett
Loris Garrett
Gladys Hanselman
Robert Sweisthal
Loris Garrett
Nancy Freshour
Loris Garrett
Loris Garrett

Sweepstakes Award (most entries blue or better) Nancy & David Freshour (with 16 entries)

Show Winners

(photos by Nancy Freshour unless otherwise noted)



Sandra Lockhart with Best Extra Large Flower *H. 'Alive Again'* (Bell-T, 2017)



Nancy Freshour with Best Unusual Form Flower *H. 'Painted Bunting'* (Lambertson, 2006)
(photo by David Freshour)



Gladys Hanselman with Best Miniature Flower *H. 'Gulf Coast Pansy'* (Crainer, 2011)




Robert Sweisthal with Best Double Flower *H. 'Twisted Whiskers'*




Loris Garrett with Best Small Flower and *Best of Show* *H. 'Coffee to Go'* (Anderson-H.)

Loris' other winning entries included:



Best Large Flower *H. 'Blue Viper'* (Gossard, 2011)



Best Spider Flower *H. 'Skinwalker'* (Roberts-N, 1997)




Best Seedling



← Judges: Dan & Peggy Cathey, Judith Coghlan, Mike Peppers, Patricia Kyser, and Bonnie Nichols

→ Jeane Weller, BDS President, admiring the head table



Daylily Growers of Dallas

Dallas, TX



Show Chair Tim Closs striking a pose behind the winners table at Tri-County Daylily Show (photo by Peggy Cathey)

Daylily Growers of Dallas winners at the Tri-County Daylily Show held in Cleburne, TX were Bonnie & Hooker Nichols with the Best Extra Large Flower-H. 'Cliffjumper'; Malcolm Avaritt with the Best Miniature Flower-H. 'Wise Blood'; and Tim Closs with the Best

Spider Flower-H. 'Yellow Monkey'.

Tim Closs was the Show Chair for the event. We want to thank Pat Weller and Doug Dutton for driving 2 hours to Cleburne to tally the ribbons and determine the Best of Show winner.



North Texas Daylily Society




Pewter Club
63% Membership in ADS

Fort Worth, TX



<http://www.northtexasdaylilysociety.org/>
<https://www.facebook.com/northtexasdaylilysociety>



Penelope and 'Little Grapette'

The Tri-County Daylily Show was well attended by NTDS members. Congratulations to youth member Penelope Reed for winning the Best Youth Flower-H. 'Little Grapette'. We also want to thank Ken and Linda Long for donating 40 potted daylilies to the Sale held in conjunction with the show, and for Vernon Wallis for bringing all those pots to the show.



Photos by Peggy Cathey

This page sponsored by:
Cypress Creek Daylily Club



Platinum Club
100% Membership in ADS

www.cypresscreekdaylily.wixsite.com/ccdc

Jeannie Mallick
Club Reporter

Spring, TX

It is with sadness we note the passing on May 7, 2024 of Eddie Gage, one of our club's founding members. The Gages have been members of ADS for over 50 years. They have been deeply involved with their passion for growing and sharing daylilies at the local, regional, and national levels. Eddie was born in Taylor, Texas, on May 29, 1931. He attended high school in Klein and played on their inaugural football team. He enlisted in the United States Marine Corps in 1951 and served his country in the Korean conflict.

Eddie was not shy. Here are things Eddie liked to say:
"Potluck lunch is the best part of the daylily meeting."
"Popeye's fried chicken is the best."

"**'Emerald Splendor'** is the most beautiful daylily there is."

Eddie tirelessly drove Mary to every daylily club meeting. We are grateful for his service to his country, our club, and the daylily community. We miss you, Eddie!

With Deepest Sympathy



Program photo and the Club's patriotic floral arrangement at Eddie Gage's funeral

Our April program featured Jay Balchan, Past-President of the American Orchid Society. Jay said orchid growing Tip #1 is: *Do not overwater!* Interestingly, most orchids are grown in Taiwan and sent here in container ships. They sit in the dark for a month in transit and bloom exactly two weeks after being subjected to a daily temperature change of 20 degrees.

Our club held a successful online spring daylily sale and earned \$1,279.00. Our generous members grew and donated our inventory of over 95 cultivars. A dedicated

team showed up on a Saturday to assemble orders and enjoy a little coffee and brunch. They did such a great job you'd almost think they were getting paid!

Fran Matchett entered five scapes in the Houston Hemerocallis Society's May 11th Flower Show. She received three blue and two purple ribbons. Here are photos of her daylilies in the garden and then entries at the show. Congratulations, Fran!



H. 'Beautiful Daydream' (Carpenter-Glidden, 1983) in the garden on the left and at the show on right. (photo by Fran Matchett)



H. 'Marked by Lydia' (Temple, 1994) in the garden on the left and at the show on the right on right. (photo by Fran Matchett)

Houston weather has been hard on daylilies for the last few years. Hit with excessive rain one year and drought the next; many did not bloom or grow at all. We were

pleasantly surprised to have the best and most extended most extended bloom season in recent memory this


spring. The daylilies were bigger, brighter, and eager to strut their stuff!



H. 'Pink Cluster Spider'
(Glidden, 1992)



H. 'The Wonderful Thing About Tigers' (Goudeau, 2008)



H. 'Gulf Coast Three Brothers'
(Crainer, 2018)



H. 'Q E Three' (Elliott-S, 2016)



H. 'Jaws of Life' (Elliott-S, 2016)



H. 'Rosabelle Van Valkenburgh'
(Salter-EH, 2018)



H. 'Gulf Coast Gift of God' (Crainer, 2019)



H. 'Southern Cotton' (Therrien, 2014)

H

This page sponsored by: Houston Hemerocallis Society



<http://www.ofts.com/hhs>

Lezlie Moore &
Rachelle Lynch
Club Reporters
Houston, TX

The HHS members were thrilled to host our first daylily show in many years, themed “70 Years of Friends and Flowers,” in conjunction with our annual daylily sale. The event, held on Saturday, May 11th, at Gethsemane Lutheran Church, was a resounding success, thanks to the dedicated efforts of Marti Zuber, our club President.

With over 120 scapes entered for exhibition, the show was a fantastic learning experience for new club members, providing a unique opportunity to witness the exhibits and placements of our seasoned members.



Mildred and Paul Eskine captured not only Best in Show but also the Sweepstakes Award at our Daylily Show. They have been producing daylilies for decades, which is quite impressive. Their decades of experience in daylily cultivation production certainly reflect their dedication and expertise.

See below for the list of winners for the 2024 HHS daylily show:

Best in Show: *H. ‘Off To See The Wizard’*, Mildred and Paul Eskine

Sweepstakes: Mildred and Paul Eskine

Extra-large: *H. ‘Space Coast White Christmas’*, Mildred and Paul Eskine

Daylilies of the Southwest—Newsletter of ADS Region 6

Large: *H. ‘Carnival Morning’*, Bill Jarvis

Small: *H. ‘Born in Texas’*, Mildred and Paul Eskine

Miniature: *H. ‘Sun’s Magic’*, Hershhal Theilen

Double: *H. ‘Double Talk’*, Hershhal Theilen

Spider: *H. ‘Wild Wookie’*, Mildred Eskine

Unusual Form: *H. ‘Off To See The Wizard’*, Mildred and Paul Eskine

Seedling: Mildred and Paul Eskine



Paul Eskine, Mildred Eskine, and Marti Zuber



The flower sale was a tremendous success, with every plant finding a new home. This achievement is a testament to the hard work of Cecilie O’Gara, the plant sales chair, and the team of HHS volunteers. The overwhelming enthusiasm for daylilies from the community and our members was heartwarming, and the influx of new members on the day of the show and sale was a rewarding outcome.



Well, now that the much-anticipated daylily show has taken place and was

a great success, the Garden tours are in full swing! On May 25th, HHS had a delightful tour of Loris Garrett and Sandy Roberts's daylily display garden in Lake Jackson.



HHS lunch after the garden tour with Loris and Sandy



while on that same day, other club members explored Mildred and Paul Eskine's Garden in Pearland. Enjoying these beautiful spaces together was a wonderful experience.

Views into the backyard and the front yard with beautiful stonework at the home of Loris and Sandy.

Our final garden tour of the summer was held on June 1st. HHS members explored the garden of Richard and Denise Carlson in Houston. Richard lovingly built the raised beds,

which house an impressive collection of over 200 daylily cultivars. Richard and Denise provided a light lunch for us, and we were even treated to home-grown veggies to take home from their garden.



Richard and Denise Carlson's raised beds with over 200 cultivars of daylilies.

Several members of HHS attended the Region 6 meeting held from May 31 to June 1, 2024, in Terrell, TX. During their time in Terrell, attendees were treated to several gardens; touring those lush gardens during prime blooming season must have been a treat.

HHS had 5 members attend the National ADS Convention, held June 12th to June 15th in Oklahoma City. The convention was well attended by more than 450 daylily enthusiasts. HHS members said that the auction and garden trips were highlights for them, and of course, the meals and banquet were delicious. Milton was the big winner of one of the regional baskets.



Carol Theilen, Hershale Theilen, Milton Pierson, Bob Amidon, and Marti Zuber at the National Convention. In Oklahoma City

As we wrap up the 2024 daylily season, we are already looking forward to the many exciting events and opportunities that the future holds for us.

This page sponsored by:

J ohnson County Iris & Daylily Society

Peggy Cathey
Club Reporter

Cleburne, TX



<https://www.facebook.com/johnsoncountyirisanddaylilysociety/>

Our club is growing, with 11 new members this past year. We have five active youth members who are always eager to help where needed. They are in charge of the monthly Youth Raffle, which is a great success. Our members willingly bring items to donate to the raffle table, and the youth members sell the tickets and draw the winning tickets. Money from the youth raffle goes into a fund to pay for their annual club dues and their yearly memberships to the American Daylily Society and the American Iris Society. We are very proud of our youth members and want to give an extra shout-out to Victoria for asking to be our President's assistant this year. Victoria and her older sister, Isabella, worked the sales table at our recent Daylily Show and were responsible for adding up the sales and taking the money. These two girls are amazing.

Since our last newsletter, our club has been busy hosting and participating in various events. We held our annual Iris Show in April, a successful event showcasing these flowers' beauty and diversity. In May, we hosted a Tri-County Daylily Show, a collaborative event with members from the Daylily Growers of Dallas and the North Texas Daylily Society. This event was an excellent opportunity for our members to learn from and connect with other daylily enthusiasts.



hopes of future purple rosette winners.

We also held our annual Daylily "Giveaway, Auction, and Exchange," where we had the pleasure of offering beautiful plants purchased from Region 6's Tracey Stewart of *Flower Branch Gardens* and Jim Murphy and Margo Reed of *Woodhenge Daylilies* in Virginia.



Dan and Peggy Cathey, Brian and Janet Goodman, Hooker and Bonnie Nichols, and Michael and Mary Ellen Reed

Eight members attended the Region 6 Meeting in Terrell. Everyone received a beautiful 2024 introduction from Dan Hansen of *H. 'Dallas Big City Lights.'* Hooker and Bonnie Nichols' *Hillcrest Iris & Daylily Gardens* was the first stop on the garden tours and was the host for the Region 6 Seedling Awards beds. Everyone voted for the best seedlings. Congratulations to Hooker Nichols for his seedling #69-289, voted the *Best Seedling* by a *Host Club member* earning him the **Annie T. Giles Seedling Award** for his Seedling #69-278, and to Dan Cathey, with his seedling # S4-3-C, earning him the **Edna Lankart Seedling Award** from a *Region 6 member, not a member of the host club.*




Seedling #69-278



Seedling #S4-3-C

We visited the garden of one of our newer members in May. Brittany Embry, her husband Derek, and their children live on a small plot of land near Grandview, TX, and they are quickly filling it to capacity. They have started a small vineyard and have test beds of strawberries, looking to see which varieties do best in their Blackland Prairie soil. Brittany plans to have a "pick your own" strawberry patch in the near future. They have a variety of animals, including horses, goats,



Congratulations to Dan and Peggy Cathey for their Best of Show daylily *H. 'Peggy Cathey's Fairy Flight'* (Cathey-D, 2018) (above). What a treat having the hybridizer and the namesake win this top award. We also want to congratulate one of our newest members, Morgan Peugh (left). She has only been a club member since April and entered her first Daylily Show in May. She won Best Small Flower with *H. 'Perfume Kiss'* and she was ecstatic. She bought several daylilies to add to her collection in



Brittany Embry welcomes club members to enjoy the shade as she works to tape down the tablecloths. The wind was strong, but welcomed to keep us cool.

rabbits, chickens, geese, turkeys, and a pig. Brittany says they got a baby goat in January, shortly after the birth of their daughter, and she was up nights bottle feeding both their baby and the goat. Shade tents were set up around their lone shade tree, and our member, Greg Sutton, brought his great brisket and homemade barbeque sauce. The rest of us provided the side dishes and desserts for the feast. A nice breeze helped keep it cool and the flies at bay. Iris Show certificates were awarded to the winners in a brief business meeting. The nomination committee chair, Karen Singletary, presented a slate of officers for the 2024-2025 club year. All were unanimously elected and will be installed in July. Their term of office will begin in August when we start our 39th year as a Daylily and an Iris Club. The newly elected officers are:



'Colonel' struts his stuff while the 'Missus' sits on eggs hidden in the tall grass

- President-Janet Goodman
- Co-First VP (Programs)- Melissa Peugh and Desiree Thomas
- Second VP (Membership)-Anita Goodale
- Third VP (Show)-Mark Hamel
- Secretary-Diana Medrano
- Treasurer-Peggy Cathey
- Hospitality-Nita Daniels and Leslie Ward
- Newsletter Editor-Peggy Cathey
- Youth Assistant to the President-Victoria Velasquez

We all enjoyed this break from the usual meetings.

Six members, Hooker and Bonnie Nichols, Michael & Mary Ellen Reed, and Dan and Peggy Cathey, attended the ADS National Convention in Oklahoma City. They toured six beautiful daylily gardens, listened to exciting speakers, and attended two evening awards banquets. Regional Newsletter Awards were

presented Friday evening. Congratulations to Peggy Cathey for winning the Newsletter Award for the Best Youth Article *Hybridizing with the Great-Grands*, which appeared in the 2023 Fall/Winter edition of *Daylilies of the Southwest*. Saturday evening, the winners of



the Convention Awards were announced. Each attendee voted for the seven different awards. The winner of the President's Cup was H. 'Windswept Oklahoma Sunset,' a 2024 introduction by Terry Lopp, owner of Windswept Farms, which was one of the gardens on tour.

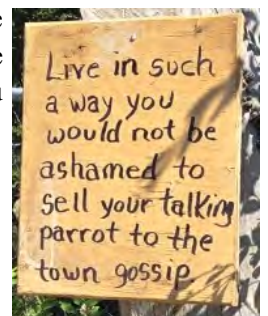
We will end the 2023-2024 club year with a potluck luncheon in July, during which we will install our new officers. This will be followed by our annual Iris giveaway, auction, and exchange.



We look forward to playing Daylily and Iris Bingo at our August meeting and anticipate a great plant sale in September.

Please mark your calendars for October 10th and 11th, 2025, when we will host our first Region 6 Meeting and Symposium. We are still in the planning stages, but we anticipate making this fall event one you will all want to attend.

(photos by Janet Goodman, Melissa Peugh, Dan Cathey, and Peggy Cathey)



Tri-County Daylily Show

By Peggy Cathey

The first ever Tri-County Daylily Show hosted by the Johnson County Iris & Daylily Society was a huge success with 147 entries from members of the Daylily Growers of Dallas, the North Texas Daylily Society, and JCI&DS. In all, we had 13 daylily enthusiasts enter. We were in a beautiful facility and we want to send out a huge thank you to the Cleburne Bible Church, and to Brian and Janet Goodman for making it happen.

Section 1: *Best Extra Large Flower:*

H. 'Cliffjumper', (Gossard, 2017),
entered by Bonnie & Hooker Nichols-members of DGD, NTDS, and JCI&DS

Section 2: *Best Large Flower:*

H. 'Stunningly Different', (Maryott, 2013), entered by Dan & Peggy Cathey-members of JCI&DS

Section 3: *Best Small Flower:*

H. 'Perfume Kiss', (Blew-R, 2022), entered by Morgan Peugh-member of JCI&DS

Section 4: *Best Miniature Flower:*

H. 'Wise Blood', (Elliott-D, 2015), entered by Malcolm Avaritt-member of DGD

Section 5: *Best Double Flower:*

H. 'Super Double Delight', (McFarland, 1978), entered by Dan & Peggy Cathey-members of JCI&DS

Section 6: *Best Spider Flower:*

H. 'Yellow Monkey', (Gossard, 2006), entered by Tim Closs-member of DGD

Section 7: *Best Unusual Form Flower and Best of Show*

H. 'Peggy Cathey's Fairy Flight', (Cathey-D, 2018), entered by Dan & Peggy Cathey-members of JCI&DS

Section 8: *Best Youth Flower:*

H. 'Little Grapette', (Williamson, 1970), entered by Penelope Reed, member of NTDS


Section 9: *Best Seedling:*

Seedling #PDC 2021-68-11, entered by Dan & Peggy Cathey-members of JCI&DS


Section 12: *Local Award for Best from Region 6 Popularity Poll:*

H. 'Dorothy and Toto', (Herrington-K, 2003), Dan & Peggy Cathey-members of JCI&DS


Dan and Peggy also won the *Sweepstakes Award* for the most blue ribbons. From 37 entries, they had 36 blue ribbons with 25 of those also earned a purple ribbon for scoring 95 points or better.




'Cliffjumper'




'Yellow Monkey'




'Perfume Kiss'




'Wise Blood'




'Little Grapette'




'Super Double Delight'




'Stunningly Different'



'Peggy Cathey's Fairy Flight'



'Seedling'



'Dorothy and Toto'

L

This page sponsored by:
one Star Daylily Society

Bobbie Ware
Club Reporter
Larry Bartz
Photographer



Alvin, TX

<http://lonestardaylily.org/>
<https://www.facebook.com/Lone-Star-Daylily-Society>

Our club held our Spring Flower Sale in April, a better time than March when our previous sales were held. We had our Daylily Show and flower sale of daylilies only in May. Congratulations to the following winners: Extra Large-Loris Garrett & Sandy Roberts, Large-Loris Garrett & Sandy Roberts, Small-Loris Garrett & Sandy Roberts, Miniature-Mildred & Paul Eskine, Double-Loris Garrett & Sandy Roberts, Spider-Loris Garrett & Sandy Roberts, Unusual Form-Mildred & Paul Eskine, Seedling- Mildred & Paul Eskine, Best Off-Scape-Mildred & Paul Eskine, Best Photo-Larry Bartz, Best of Show-Loris Garrett & Sandy Roberts, and Sweepstakes-Mildred & Paul Eskine. There were other entries from other members, and everyone in the Club worked hard to put on this show. At our sale, we had over 400 pots of daylilies, many of which were blooming and quite popular with customers. When they were unloaded from the trailer, it smelled wonderful from all of the fragranced daylilies. We have signed up four new

members and will welcome them to our July 21st meeting!

We look forward to hearing about the Regional and National Conventions at the July meeting. It seems like it's been a long, hot summer, and yet it's only July!! The daylilies are winding down their bloom cycle, but they really put on a show this year! Lone Star Daylily Society members toured the gardens of Loris Garrett & Sandy Roberts, Francis & Beki Spearman, Paul & Mildred Eskine, Mike Peppers, and Mick & Kathryn Culp and enjoyed them all! Each one had something different to offer and was great for photographing. There were ponds, companion plants, garden art, and more to dazzle the eyes! Hats off to everyone for all the hard work so we could all appreciate the gardens! Looking forward to the rest of the summer, where we will stay in the air conditioning as much as possible, looking at our favorite daylily websites and making out our wish lists for all the new daylilies we plan to add to our gardens!

2024 Lone Star Daylily Show



Top Winners: Loris Garrett & Sandy Roberts, Best of Show with *H. 'Mystic Beach Mariner'*; Mildred & Paul Eskine, Sweepstakes winners; and Larry Bartz, Best Photograph.

Section Winners



Section 1—*H.* ‘**Shock and Awe**’
(Pierce-G, 2019) Best Extra Large
Loris Garrett & Sandy Roberts



Section 2—*H.* ‘**Heaven’s First Hug**’
(Bell-T, 2017) Best Large
Loris Garrett & Sandy Roberts



Section 3—*H.* ‘**Mystic Beach Mariner**’
(Salter-EH, 2016) Best Small
Loris Garrett & Sandy Roberts
Best of Show



Section 4—*H.* ‘**Fairy Firecracker**’
(Hudson, 1984) Best Miniature
Mildred & Paul Eskine




Section 5—*H.* ‘**Little Castaway**’
(Huff, 2013) Best Double
Loris Garrett & Sandy Roberts




Section 6—*H.* ‘**Yellow Monkey**’
(Gossard, 2006) Best Spider
Loris Garrett & Sandy Roberts



Section 7—*H.* ‘**Off to See the Wizard**’
(Herrington-K, 2009) Best Unusual Form
Mildred & Paul Eskine




Section 9—Best Seedling
Mildred & Paul Eskine



Division II—*H.* ‘**Heaven’s First Hug**’
(Bell-T, 2017) Best Off Scape
Mildred & Paul Eskine



Best Photograph-Larry Bartz



Best of Show winners Loris Garrett and Sandy Roberts with the winning entry *H. 'Mystic Beach Mariner'*



Panel of Judges: Dan Cathey on back side, Patricia Kyser and Ellen Singleton on front.



American Daylily Society
Region 6
1115 HCR 1414
Covington, TX 76636-4587

